

2008 ESSENTIAL checklist

RRP: \$8.75

92 pages of everything electrical

SYNERGI™ SOLUTIONS

Trusted brands partner up
for a seamless look

Living Green

Save money and the environment

Clipsal C-Bus®

Technology to enhance
your lifestyle



Stunning new 250V Clipsal Saturn™ products

Clipsal's most exciting new product range



New Push Button Switches

The latest evolution in switching

clipsal.com

Australia's best electricians are only a click away.

CLIPSAL
LIVING ELECTRICAL



clipsal.com

Australia's best Electricians are only a click away

Your electrical installation is one area you can't afford to take chances with. It's important to find a qualified electrician, but clipsal.com can offer you even more than that. Clipsal endorsed contractors receive regular training to ensure they operate to the highest standards of service and workmanship.

What's more, they are loyal to the Clipsal brand because they understand that you can't compromise on quality when it comes to something as important as your home's electrical requirements.

Clipsal endorsed contractors are everywhere around the country, and locating your nearest electrical professional is as easy as logging on to clipsal.com. Simply select your location from the drop down menu on the Installer Locator. You

can search by postcode, suburb or even business name. You'll be able to view your local Clipsal endorsed electrician, their areas of expertise, their contact details, and a detailed map of their location. Finding assured quality and peace of mind has never been so easy.

Everything electrical is only a click away

- **Check out Clipsal's latest products.** Clipsal is constantly releasing exciting new products and you can read all about them on the website.
- **View brochures.** A constantly updated library packed with product brochures you can download.
- **Find your nearest display centre.** There are hands-on Clipsal displays all over Australia. Look out for a Clipsal Powerhouse showroom

or Home Ideas Centre near you. See page 89 for locations.

- **Locate your nearest electrical contractor.** Don't risk using just any sparky for your electrical installation. Use Clipsal.com to find a Clipsal endorsed installer and be assured of the best possible service and workmanship.

- **Search and view hundreds of pages of new information.** How much time have you got?

There's also an interactive section where you can view 3D models of Clipsal's most popular switches. Turn them around, upside down, change the colour – it's the next best thing to holding them in your hand.



WELCOME

Building, renovating or improving your home?

If you're building or renovating there's one area that you really can't afford to overlook, and that's electrical. Plan for the future and make sure that your home is specifically tailored to your needs. Sometimes the little things can be the most important. By installing everything you may need now, you'll save money, mess and a lot of headaches down the track.

Take control!

The 'Essential Checklist for Everything Electrical' takes you on a tour of your new home or renovation before it is built. Inside, you will find smart ideas and electrical products for your home. It comes with a handy Project Planner that you can take to your Clipspec® Consultant (refer to page 89) or electrical contractor, and work through your ideas. Your consultant will also offer some advice and further suggestions that will help you customise your home to best suit your lifestyle.

Clipsal Australia would like to acknowledge and thank both Serenity Homes for the generous use of their "Soudai" display home images, and Ian and Sue Mawby for the use of their penthouse at "Aqua Apartments" for portions of the photography in this Essential Checklist.



Steps to electrical success

With a little planning, you can meet all your electrical requirements without blowing the budget. This Checklist and Planner will help you install exactly what you need for every room in your home. It will also ensure you will enjoy your home for years to come.

Step 1 > Tear out your Project Planner from the centre spread of this book.

Step 2 > Read pages 46-62 and decide your preferences on styles.

Step 3 > Read page 62 and decide your preferences on colours. Record your preferences for style and colours for each room of your home in the Project Planner.

Step 4 > Read through pages 6-44, taking you through the possibilities of every room in your home. Record your preferences in the Project Planner as you go.

Step 5 > Read through pages 63-85 to discover the various Home Networking and Automation options. Record your Home Networking and Automation preferences (C-Bus®, StarServe®, LexComHome®) on the Project Planner.

Step 6 > Take your Project Planner to your Clipspec Consultant, licensed electrical contractor, builder or design professional. (See clipsal.com for a list of licensed electrical contractors near you.)

> Is your Planner already torn out?

If the Planner has already been removed from this magazine, simply call 1300 66 99 25 and we will arrange for a new Planner to be sent to you straight away.



CONTENTS

CLIPSAL.COM	2	WHAT'S YOUR STYLE?	Leading a High Definition Lifestyle	64
EVERY DAY LIVING		Colour and Finish	The Next Level	66
Entrance	6	Match Your Décor	Wired for Sound	68
Family Room	8	THE RANGE	LexComHome™ Network	69
Kitchen	12	30PB™ Push Button	Smart Benefits	70
Home Theatre	16	Clipsal Saturn™	Smart Living	72
Bedroom	18	Standard™ Range	Your Lifestyle	74
Bathroom	20	2000 Series™ Range	Smart Options	76
Laundry	22	Classic™ Range	C-Touch™ Screens	78
Study	24	Slimline® Range	MKII B&W Touch Screens	79
Outdoors	26	Eclipse® Range	DLT™	80
Garage and shed	28	Metal Plate™ Range	C-Bus Saturn™ Range	81
LIVING GREEN	30	Prestige™ Range	Neo® Range	82
SAFETY	32	Heritage™ Range	Reflection Range	83
DOWNLIGHTS	34	Modena™	Standard Switches	84
DECORATIVE LIGHTING	36	Colour selection	Remotes	85
APPLIANCE CHECKLIST	38	LIVING TECHNOLOGY	MAKE IT HAPPEN	
SYNERGI SOLUTIONS	40	Breaking down the 'Smart Home' Myths	How to make it happen	86
		Are you Digital Ready?	Display Centres	88
			Index	90



1 Low Voltage, Round Downlight, White
Make your entrance hall more welcoming at night.

2 Fail Safe Home Emergency Light
In the event of a power failure you can still see your way to the front door.

3 Slimline Dimmer Switch
Create the right mood to welcome friends and visitors.

4 Passive Infrared 360° Indoor Sensor
Save power and only have lights turn on when they're needed.

5 Flush Mount Smoke Alarm
Entrance halls provide good air flow for rapid detection of smoke in case of a fire.

6 Clipsal Saturn Powerpoints, Espresso Black
Power up a welcoming water feature, answering machine or for just getting around with the vacuum.

7 Metal Plate Flat, Stainless Steel Switch
When you think about installing switches in your entrance area, consider the large range of options available. Two way switching can provide added convenience as you'll have lighting control from each end of your hallway.

8 Surveillance Camera
When the door bell rings you can view who is at the front door on your TV without having to

open the door. Ideal for the security conscious and two story homes.

9 Infrascan®
Your best, first line of defence, the famous Clipsal Infrascan should feature in every home. This is ideal when you come home at night. It will light up the driveway so you don't trip over things in the dark, welcoming friends and warding off intruders throughout the night. The light can be either fluorescent or incandescent. Arguably the best sensor light money can buy due to its superior electronics and weatherproof construction, the Infrascan is fully adjustable for light level, sensitivity and time. It also has provision for up to two flood lamps.

Clipsal's famous Infrascan motion sensor is an essential part of any security system. The moment anyone enters the Infrascan's detection field, the infrared sensor reacts to the body heat and turns on the light.

10 Clipsal Digilant
A great addition to your home's overall security solution is the Clipsal Digilant® range of surveillance cameras. If you become the unfortunate victim of a break-in, the Digilant will capture and store images during the event, which can then be retrieved and given to the authorities to aid in capturing the would-be thieves. Digilant can be used as a cost effective stand-alone alternative to CCTV, or can be integrated to work with your Clipsal

HomeSafe™ Security System. This amazing camera can function for up to six weeks on batteries alone and store around 60,000 images. Nothing beats Digilant!

11 Keyless Entry
Once you've enjoyed the convenience and protection of keyless entry to your car, you'd never go back. The same is true for keyless entry to your home. A convenient card or keyring unit is used to activate entry that can also be networked to your security system.

12 Complete Home Security
The Clipsal HomeSafe™ Security Pack is designed to cover every base in the fight against rising break-ins. Complete with detection devices, motion sensors, battery backup, LCD keypad, audio and visual alarms and a telephone dialler which can alert any security monitoring station and call any land line or mobile phone to alert you to the situation. Ask about how the HomeSafe System can be upgraded to include special features like a panic button that can switch on all the lights, sound an alarm, or even alert a security company. HomeSafe really is the smart and flexible way to protect your family's home and belongings.

Planning on home automation? Your alarm system can be integrated with your C-Bus® Home Automation System.

Downlights give your entrance hall a more open look, and a HomeSafe Security System, discreetly situated, gives you peace of mind as you come and go. If you're building a new home or even planning an extension or renovation, you really can't overlook a quality, overall security solution. Your licensed electrical contractor or Clipspec Consultant can help you to tailor a security solution to meet your specific needs.

FAMILY ROOM

Without a doubt, the family room is the centre of all your homelife. It caters for many diverse activities. Sometimes it's a place to work, but more often it's a place to relax, entertain and be entertained. Each of these things needs to be lit and powered differently.

Take watching TV for example. Usually the lights are dimmed and the curtains are drawn, however we could just as easily be watching the TV while ironing a shirt! We need to make sure we have the best kind of lighting and power-points in the right places!







1 Floating Glass Clipsal Saturn Down-light, White

Will help you focus light on your favourite piece of artwork or your favourite reading spot on the couch.

2 Quad Powerpoints, Arctic Silver

In numbers allow the room to become functional and easily adaptable with any layout. Clipsal's favourite quad switched sockets and outlets are now available in popular metal look finishes. The 'Arctic Silver™' and 'Chrome Shadow™' finishes complement the Clipsal Slimline®, Eclipse® and Classic ranges.

3 Heritage Dimmer Switch, Polished Brass

Allows you to control the lighting level in the room to set the mood.

4 Prestige Switches, Beige

Large switches look great and are easy to find in the dark.

5 Clipsal Saturn Twin Telephone/Data Socket, Ocean Mist

Plug in your phone base station or connect to the internet on your laptop.

6 2000 Series Surge Protected Power Points, Desert Sand

A must if you hope to save your appliances from damaging power surges.

7 Ceiling Sweep Fan, Aluminium

Allows you to circulate a cool breeze or warm air in the room.

8 Surface Mount Smoke Alarm

Will give your family early warning from any fire danger.

9 Passive Infrared Indoor Alarm Sensor



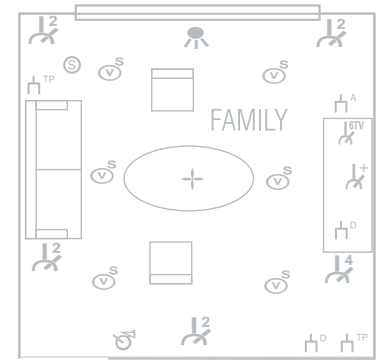
Will detect any unwanted intruders trying to invade your privacy.

10 Slimline Triple Data Socket

IP TV is TV delivered through your internet supplier over your internet connection. It is a new service that will be rolled across Australia over the next few years. Preparation for IP TV means that every TV location should have a data network cable next to the TV Outlet. Playing games online with products like a Sony Playstation 3 or Microsoft XBOX required an Internet or data networking connection.

11 2000 Series Audio Socket

If you enjoy listening to music or love entertaining friends and family, an Audio Zone in the open plan lounge/kitchen/dining area can create the mood for dinner parties or just make



the day more enjoyable by listening to your favourite music.

12 Powertainment® with TV Socket

The simplest solution to the mess of power cords and cables behind your entertainment system is Clipsal's Powertainment® unit. Powertainment® provides multiple power points and an antenna point for your TV all in one neat and tidy unit.

13 Wall or Ceiling Flush Mounted Speakers

Surround Sound System Cabling is easy to install during the building stage and hides all of the cabling inside the walls or ceiling. Plus you'll avoid the hassle of speaker cables running across your floors.


KITCHEN

In an area with so many different appliances, it makes sense to ensure you have all the right electrical accessories to suit your needs. Here we introduce a range of smart electrical accessories that will help your kitchen run to the best of its potential now, and in years to come.









1 Clipsal Saturn Downlight, Chrome Floating Glass

Look fantastic and light up your workspace.

2 Clipsal Saturn Powerpoint, Ocean Mist

Make sure you have enough to run all those important appliances at the same time.

3 Clipsal Saturn Dimmer Switch, Ocean Mist

Dim the lights for early starts or late nights. Clipsal Saturn's glass look wall plates are a perfect match in today's kitchens and match perfectly with glass splashbacks and modern surfaces.

4 Clipsal Saturn Wall Switches, Ocean Mist

Now you can get switches and powerpoints to match with the look of glass across switches and sockets in the Clipsal Saturn Collection.

5 Fail Safe Home Emergency Light

When you lose power in your home the last thing you want to do is stumble in the dark.

6 Passive Infrared Indoor Sensor

Turns on the pantry light for you when you have your hands full of groceries to put away.

7 Ceiling Exhaust Fan

Comes in handy when you burn the toast!

8 Ceiling Sweep Fan, Aluminium

Saves you money on heating/cooling bills and assists with room ventilation.

9 Infrared 90° Alarm Sensor

Will detect any of those unwanted intruders and can be linked to alarms.

10 Eclipse Audio Socket

The connection point between your stereo equipment and the speakers that are set in the wall or ceiling.

11 Slimline Telephone/Data Socket, Grey

Increasingly, appliances are being developed that integrate with the Internet. You may not necessarily think of the kitchen as a technology hub, but in the last few years we've seen the humble fridge do it's job with the addition of some high-tech, digital technology. White goods manufacturers are investing millions in transforming the refrigerator into a cutting-edge digital terminal.

12 Eclipse TV Socket

Have a TV in the kitchen so you don't miss out on any of your favourite shows while you're cooking.


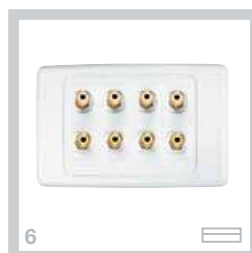
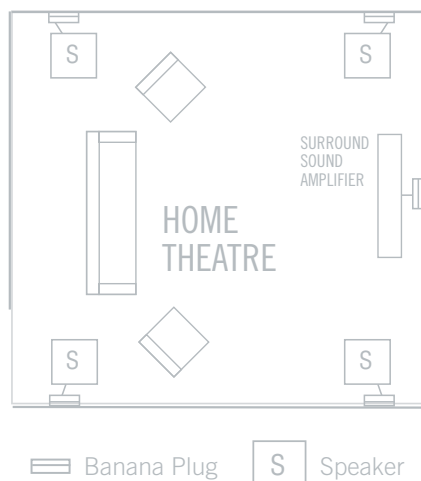
13 2000 Series Timer Switch

Automatically switches off after a time set by you. Great to control lights or appliances such as your exhaust fan.



HOME **THEATRE**

To control the mood of your environment and create 'scenes', ask about the advantages of having C-Bus® Home Automation installed in your home. With a simple press of a button or touch screen, you can dim lights, close curtains, turn on your entertainment system and more. (See page 63 for more information on C-Bus Home Automation).



1 Square Downlight, Arctic Silver

An integral part of a well-designed interior. Individual lights can be focused to light up artwork, or creates moods.

2 C2000 Dimmer Switch

Dimmers are an essential addition to any home theatre. Dim the lights to set the perfect scene for watching your favourite movie in total comfort, while also reducing screen reflection.

3 Metal Plate Deep Curved Switches, Stainless Steel

More than one doorway into the room? A switch by every doorway makes sense.

4 Slimline Data Socket With Identification Kit

Access the Internet and other multimedia services. Don't forget that labelled mechanisms make life easier.

5 Powertainment®

Behind many TVs is a frightening tangle of cords. In your home theatre you need to consider the TV, set-top box, DVD player, VCR, games console, and the stereo system. You can see why it makes sense to install at least two quad points right from the start. These can also be installed in the ceiling for your projector and motorised screen. A Clipsal Powertainment® unit simplifies the tangled mess and reduces potential fire hazards.

6 Banana Plug

Plug in your speakers anywhere you'd like them while providing high quality sound.

7 C-Bus Or C-Bus Wireless Remote

Take control of your C-Bus System with this sleek remote. Control ten different lights or scenes, dim them, and hit the 'All off' button

when you go to bed. The blue LCD display and button labels show what you're controlling. This slimline controller lets you operate anything that is connected to your C-Bus system, including lights, music and air conditioning.

8 Wall or Ceiling Flush Mounted Speakers

Understated speakers that blend discreetly into the environment.

9 Passive Infrared 360° Indoor Sensor

Will help prevent any unwanted guests walking off with your home entertainment system or appliances.

10 Stainless Steel Ceiling Sweep Fan

Allows you to circulate a cool breeze or warm air in the room. Helps to reduce power bills by making your heating and cooling systems more efficient.



BEDROOM

The bedroom is not only the place you get your nightly rest, it's often also the place you'll take some quiet time to read, rest or recover when you're not well, so it needs to be as comfortable as possible.

You'll want to control the lighting, the temperature and the mood. Relaxation is the key, whether you're winding down before sleep or snuggling under the covers to enjoy a good movie.

1 Low Voltage, Round Downlight Brushed Chrome

These directional lights can be focused on certain areas in the room to highlight your dressing table or a reading area, or used as a low profile way to light the whole room.

2 Clipsal Saturn Dimmer Switch, Ocean Mist

While you may want the lights up bright when getting ready to go out on the town, jumping into your pyjamas is easily done with softer lighting.

3 Heritage Surface Mount Switch, Chrome

An extra switch or two can go a long way especially when you're tucked into bed and it's your turn to switch the light off.

4 Passive Infrared Indoor Sensor

What could be more convenient than a light that turns on automatically when you enter a walk-in robe? Best of all, it switches the light off again when you leave.

5 Clipsal Saturn Quad Powerpoint, Ocean Mist

In numbers, powerpoints allow the room to become functional and easily adaptable with any layout.

6 Slimline Telephone/Data Socket, Stainless Steel

Have a phone base station in the bedroom. Extra sockets allow access to technologies such as the Internet, which is especially handy when the kids need to study from home.



7 2000 Series TV Socket

Most homes now have a television in each bedroom. Be prepared!

8 Ceiling Sweep Fan, Rattan/Timber

A much more energy efficient option than air-conditioning, and may be left on all night. They inexpensively, silently and gently circulate cooling air during warmer months. Reversible ceiling fans can also keep you warm in winter! Fans can be combined with a light, or even a timer, so they switch off automatically. Remote control fans are now available too.

9 Audio Distribution

If you enjoy listening to music or have an iPod, MP3 player or have your music stored

on a computer then having an Audio Zone in the master bedroom can add some real value to your lifestyle. Listen to your favourite music in the master bedroom or ensuite can be very relaxing.

10 Flush Mount Smoke Alarm

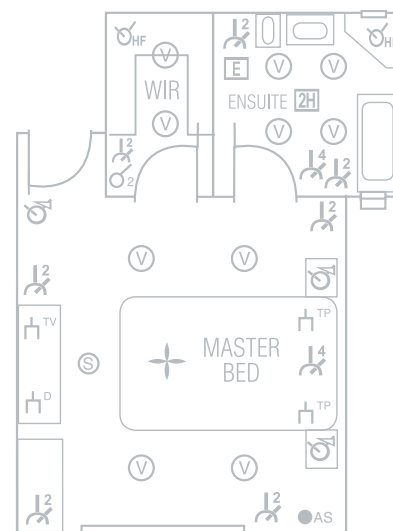
A loud alarm sounds, in response to smoke from a household fire, to wake you in time to get to safety.

11 Ceiling Exhaust Fan, Metal Look

The best way to keep your ensuite moisture and odour free.

12 Fan/Light/Heater, Metal Look,

Not only does this unit provide light, it keeps you warm in winter and draws the moist air away.



BATHROOM

Installing bathroom heaters in existing bathrooms can be tricky and sometimes requires messy wall chasing.

If your bathroom falls into this category, then take a look at Airflow's remote control options that can be plugged straight into a standard powerpoint inside the roof, while the remote can be conveniently located within reach.



1 Weatherproof Downlight, Frosted White

The ability to add style to your bathroom with glass weatherproof downlights.

2 2000 Series Waterproof Switches, Brushed Aluminium

Safety first when a wet hand searches for the light switch.

3 Classic Safety Switched Powerpoints

No matter how careful you are, enjoy peace of mind with these safeguards against electrocution.

4 Passive Infrared Indoor Sensor

With movement of your body the lights will switch themselves on. Then, in time, turn off again all without the flick of a switch.

5 Smart Fans

Do you ever forget to turn on the exhaust fan when you have a shower? Our ensuite automatic models have an in-built sensor that detects humidity and automatically turns the fan on and off as needed. It helps keep your bathroom mould-free and saves your paintwork.

6 Ceiling Mounted Exhaust Fans

The best way to keep your bathroom/toilet moisture and odour free. The humble exhaust fan is an essential item for any bathroom or toilet. Inexpensive to buy, cheap to install, and virtually whisper quiet, exhaust fans will preserve your bathroom walls and ceilings. Make sure you ask your licensed electrical contractor to install an Airflow exhaust fan with


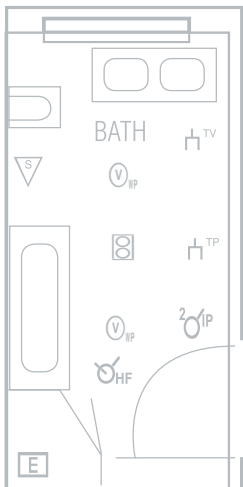
a ball-bearing motor. These fans run super smoothly and will last and last.

7 Ensuite Fan/Light/Heater

Once you use a bathroom heater complete with a light, heat lamp and exhaust fan, you'll never be without one. You can choose an Airflow® radiant bathroom heater model with either two or four lamps for use in your ensuite.

8 Ceiling Exhaust Fan Draftstoppa™

Installed over an exhaust fan it can reduce energy consumption by preventing chilly drafts. Note: Draftstoppa™ is not designed for use with combination bathroom heater/light/fan units.



LAUNDRY



1 Axial In-Line Ducted Exhaust Fan

During the colder months, the use of your clothes dryer can cause condensation to build up on your laundry walls and ceiling. This can lead to unhealthy mould and musty odours. By simply installing an inexpensive exhaust fan, you can keep your laundry fresh and free of condensation. The Airflow® range includes models that can be installed in ceilings, walls or even the window.

2 Weatherproof Downlight, Frosted White

Weatherproof downlights make it safe to keep your lighting look consistent throughout the whole house.

3 Classic Waterproof Switch, Gold

Safety first when a soapy hand searches for the light switch. Usually we wouldn't encourage you to touch light switches with wet fingers, but

these are no ordinary switches. In fact, they're modified Clipsal 2000 Series and C2000 Series switches with a special built-in rubber gasket. Water can't reach any live electrical parts so it's perfect for all wet areas.

4 Metal Plate Timer Switch, Brass



Automatically switches off after a time set by you. Great to control lights or appliances such as your exhaust fan.

5 Passive Infrared Indoor Sensor

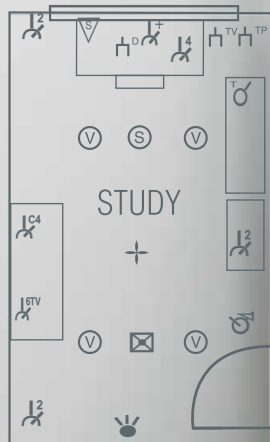
With movement of your body the lights will switch themselves on, then turn off again automatically after a pre-set time.

6 Classic Quad Powerpoint

In a room full of white goods, you need to make sure there are enough power points, why not use the 'Awesome Foursome!'




STUDY



1



2



3



4



9



10



11



12





1 Low Voltage, Round Downlight, White

Provide positional and direct light to illuminate your workspace.

2 2000 Series Dimmer Switch, Beige

Control lighting and conserve energy when full power isn't needed.

3 Clipsal Saturn Powerpoint, Espresso Black

In numbers, allow the room to become functional and easily adaptable with any layout.

4 Surge Protected / Safety Switched Powerpoints

When fixing or using computers it's nice to know that you have a safeguard. Power surges can damage your computers and other electronic equipment, so surge protection is essential in every home. To protect every powerpoint in your home a surge protector can be mounted in your switchboard. Alternatively, there is a range of individual surge protected power outlets. Don't wait until it's too late!

5 Eclipse TV Socket

Have the flexibility to allow your study to accommodate internet and tv.

6 Infrared 90° Alarm Sensor

Keep expensive computing equipment safe from intruders.

7 Surface Mount Smoke Alarm

A loud alarm sounds in response to smoke from a household fire, giving you time to get to safety.

8 Timer

Used with a heater or fan, a timer lets you control the temperature level and not have to worry about forgetting to turn the appliance off.

9 Fail Safe Home Emergency Light

When you lose power the last thing you want to do is stumble around in the dark.

10 Ceiling Sweep Fan, Stainless Steel

Allows better temperature control by assisting a room's heating, cooling and general ventilation.

11 Standard Telephone/Data Socket, Grey

The first step to networking your computer. Many homes today have more than one computer. Data sockets can therefore be used to connect all the computers through a hub, to one printer. With the introduction of broadband you can answer the phone without disconnecting your Internet link. Whilst reception on cordless phones has improved, you can't go past the clarity and security of the 'hard wired' option. For truly flexible 'connectivity', all data, phone and TV sockets should be connected through a StarServe® system.

12 StarServe® Home Networking



To avoid duplicating printers, scanners and modems, a StarServe® system enables every PC to share all your equipment. Even better, StarServe will also network your entertainment system (see page 64).

13 Gangbusters®, Desert Sand

Are your oversized plugs or chargers taking up too much space on your regular powerpoints? Clipsal has the solution with Gangbusters®. Gangbusters utilises Clipsal's 2000 Series multigang surrounds to give you extra space for bigger plugs. You can configure Gangbusters in many different ways depending on your needs, meaning you no longer have to worry about covering a socket with an oversized plug or charger.

14 Powertainment®

A must behind every study desk to keep all those computer, printer and network cables neat and tidy.



OUTDOORS

No Australian backyard would be complete without an entertaining area. Don't forget the barbecue and pergola when planning for your electrical needs outdoors, with weather-protected switches and powerpoints. Power up the party lights, portable stereo and mozzie zapper, and enjoy your entertaining outdoors.



1 Infrascan Outdoor Motion Detector

A must for any front or back door to welcome friends and deter intruders. It automatically switches on the light as any person or vehicle comes close. Though it now has countless imitators, the Infrascan remains unchallenged as the best sensor light money can buy due to its superior electronics, weather-proof construction and outstanding warranty.

2 Multiroom Audio

Enjoy music outdoors while entertaining without having to cart the stereo outside or have cables draped everywhere.

3 Sunset Switch

A sunset switch is activated by the changes in natural light, so it will only switch lights on after it gets dark. You don't even need to reprogram to allow for changing seasons or daylight savings.

4 Ceiling Sweep Fan, Aluminium

Everyone has seen ceiling fans used indoors but they also work extremely well

under your pergola. The moving air will keep you cool and comfortable.

5 Round Glass Bulkhead Wall Light, Stainless Steel

Stylish and durable, these multi purpose wall lights are ideal for coastal locations or areas where weather affects long life. Suitable for interior or exterior.

6 Weatherproof Fluorescent Light

Proven to be an economical and 'easy on the eye' lighting solution. Weatherproof fluoro light fittings are great for outdoor entertaining areas.

7 Weatherproof Outdoor Switch

Outside lights need outside switches. Have a separate switch for your lights, bug zapper or heater. Clipsal's battle hardened, weather protected accessories are rain proof, and won't corrode or allow dust to affect the switching mechanism. They are available in single and twin configurations and a choice of colours.

8 Weatherproof Outdoor Powerpoint

Vacuum the car, blow away the leaves, fire up the party lights or use your electric lawnmower. Australians still have a bad habit of running extension cords through doorways to access mains power outside. This is a potential electrocution hazard and is just not on. Get yourself some Clipsal Weathershield® external powerpoints for proper, safe mains power access.

9 Garden Light, Stainless Steel, Frosted Lens

Add a touch of special ambience to your home. Use them to light your way to the front door or show off your garden after dark.

10 Security Camera

A camera added to your Home Network system can help protect the kids. You can watch the kids playing in the pool from a channel on any TV in the house.





GARAGE + SHED

Today's garage is a versatile place. Make sure you have plenty of power outlets for every occasion and remember a powerpoint will be needed if installing a remote controlled roller door.

The shed - a man's refuge and home of half finished projects. No matter how large or small the humble garden shed is, it's worth running underground power to the site. You'll be able to power up a light, plug in a power tool or fire up the bug zapper.

1 Weatherproof Fluorescent Light

A great way to light a large area with a constant level of light.

2 Prestige Switches, Black

Having a double gang switch allows you to separately turn the lights on over the workbench or in the main garage area.

3 Weatherproof Switch

Allows you to control the lighting on and around the exterior of the garage and not have to worry about rain shorting out the switch.

4 Weather Protected Powerpoints

Your workbench will need at least two twin power outlets for all your power tools, while

each wall will need to provide power for the fridge, fan, TV, heater and radio to keep you company on your next big DIY project.

5 Pendant Outlet

A great innovation for the shed or garage is the suspended, adjustable powerpoint.

6 Safety Switched Powerpoints

It's reassuring to know that you'll have a safeguard against electrocution.

7 Weatherproof Power Outlet

When vacuuming the car it's handy to have an outlet close by to plug into, especially one that is protected from the elements.

8 Ceiling Mounted Exhaust Fans

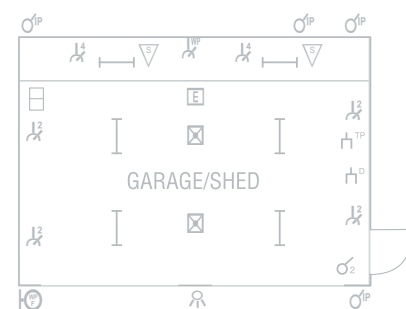
Keeps odours and fumes out of your workplace. Brings fresh air into the shed and helps control the temperature.

9 2000 Series Telephone/Data Socket, Brown

Providing a means of seeing the latest sporting updates, and visiting the best DIY Internet sites while you're out in the shed.

10 Portable RCD Protected Power Outlet

A man's love of power tools makes him the chief source of many electrical accidents in Australia. Make sure he has protection in the form of a Clipsal Bodyguard portable RCD



protected power outlet, for use with all his power tools.

11 Fail Safe Home Emergency Light

When you lose power in the shed the last thing you want to do is stumble around in the dark.

12 Infrascan Outdoor Motion Detector

Avoid tripping over in the dark on your way out to the shed with a motion sensor operating the external light.

13 Halogen Floodlight

Weatherproof design ideal for outdoor areas. A floodlight outside the garage or

shed can be a useful addition to your home's lighting. Whether you're working on the car, shooting some hoops in the driveway at dusk, or simply want some extra light to boost security, a quality, weatherproof floodlight will brighten your space after dark.

14 Pull Cord Infra-Red Radiant Heater

A wall mounted Clipsal Strip Heater is also a good idea for your workbench area to keep you warm during that winter project.

15 Surface or Flush Mounted Switchboard

Sleek, robust and good-looking. A switchboard doesn't have to be ugly! No matter where your switchboard is located, it makes sense

to install a model that is as compact and unobtrusive as possible. Clipsal has met this challenge with a range of streamlined designs for all applications, that don't compromise on quality. Clipsal's plastic Slipstream model is built tough with smooth edge styling that blends easily with existing surroundings. The new super low profile can accommodate situations where greater module space is required, such as for C-Bus® accessories and other equipment.

LIVING GREEN

CLIPSAL
LIVINGgreen™
ELECTRICAL SOLUTIONS FOR A SUSTAINABLE FUTURE

Believe it or not, you can save hundreds of dollars a year by being energy smart. Heating and cooling can account for up to 40% of electricity costs. Insulation, keeping windows closed and using shade are all good ways of saving money. You should also make sure thermostats are not set too high or too low (20°C in winter and 25°C in summer). You can also switch appliances off instead of leaving them on 'stand by'.

The Clipsal range of energy efficient products can help the environment, improve your surroundings, and best of all, save you money. The larger the home, the more generous the savings can be. With some products, the savings may seem small, but with a little effort in a number of areas, the savings can add up.

Clipsal Australia's commitment to the environment is demonstrated in the vast range of energy efficient products offered to market. Facts about Clipsal Products

- Over 94% of Clipsal products are PVC free. PVC is only present in Clipsal's conduit and conduit fittings.

- Clipsal products are 97% Halogen free. 3% Halogen is found in products containing PVC.
- Clipsal products are manufactured in accordance with the RoHS directive 2002/95/EC (restricting the use of certain hazardous substances in electrical and electronic equipment) – this is not compulsory, however Clipsal values the benefits of this directive and have voluntarily taken part.
- Products are packed and distributed in packaging that is made from 85% recyclable material, and promoted in literature printed on 80% recycled paper.

The Clipsal Livinggreen Ratings* represent the level of energy efficiency Clipsal has allocated each product. Use this as a simple visual guide to see how your choices of electrical accessories can contribute to a more sustainable future.



1 Sunset Switches

Turn lights on only when you need them! These switches use a light sensor to turn on once natural light levels drop below the desired level. They automatically adjust to seasonal changes, and some also have inbuilt timers which means you can achieve even greater efficiency.

2 C-Thru Dimmers™

Using a 60-watt globe at full illumination for eight hours per day would consume 175 kWh per year. A dimmer reduced to half brightness for half the time would save you 26 kWh per year.

3 Cent-a-meter

Cent-a-meter is an electricity monitor, with a large LCD display that makes it easy to check the operating costs and energy consumption of your electrical appliances. It displays greenhouse gas emissions, temperature and humidity with a peak power limit alarm function. Most importantly, it can save you money and energy, which in turn benefits our precious environment.

Contribute to environmental conservation and reduce your energy use by using the greenhouse gas display mode.

Temperature and humidity display shows the comfort level. This allows you to turn off electric heating and cooling when not required.

It will change the way you think about energy use and conservation during daily activities.

4 Electronic Push-Button Timers

Electronic timers will automatically turn the load off after a preset period of between 15 seconds and 254 minutes. So when the lights are left on, the switch will turn them off for you. The results are real energy and cost savings in a variety of applications.

5 Ceiling Sweep Fans

With low consumption 65W motors, ceiling fans consume less electricity than most light bulbs. With the added benefits of air circulation, cooling, low running cost and energy efficiency, Ceiling sweep fans provide an excellent option for a low-cost cooling, secure alternative for air movement over opening a window.

6 Exhaust Fans

Exhaust fans now include backdraft shutters that prevent air escaping into the ceiling space when the fan is not in use. Clipsal Airflow exhaust fans are available in traditional round designs or the new square designed centrifugal fan with whisper quiet operation.

7 Indoor Infrascan Motion Sensor

Motion sensors offer a low cost and convenient way to ensure lighting and other loads are only consuming power when a room is occupied. Units respond to people movement, and automatically shut down after a preset time-out period once the room is no longer in use. Unnecessary use of power is thereby significantly reduced. Running costs are

correspondingly reduced, as are the resultant greenhouse gas emissions. A 250-watt security light left on all night will use 1000 kWh per year. However, if a Clipsal Infrascan activates even 10 times a night, you will only use 152 kWh per year.

8 Indoor 360° Infrascan Motion Sensor

Savings can also be achieved by fitting an indoor Infrascan or 360° Infrascan in rooms like walk-in robes, pantries, stairwells, corridors, laundries and open living areas to ensure all lighting is switched off when areas are unoccupied.

9 Outdoor Infrascan Motion Detector

An Outdoor Infrascan helps keep lighting to a minimum. Using infrared technology, it will only react to heat movement so that you only use lights when they are needed, making them ideal in carports, near entrance doors, or other outdoor locations.

*These Livinggreen Ratings are intended to be used as a guide only in helping you to make a more informed choice when choosing Clipsal energy efficient products. These ratings are not warranted by Clipsal or any other manufacturer of the products.

1 Circuit Protection

Clipsal is famous for Safety Switches, an innovation that saves lives. What happens when electricity meets a frayed cord, a faulty appliance or an inquisitive child? Accidents happen. Nobody plans on being accidentally electrocuted. However, you can plan to protect yourself from electrical hazards and there is no better protection than a Clipsal Safety Switch. Although compulsory when a new home is built it pays to check if your existing home is covered. The famous Clipsal Safety Switch has been saving lives since the '70s. The well-known switchboard version offers protection to every powerpoint in the home.

2 Safety Switch

Did you know that Clipsal have also built safety switches into some twin power outlets? These are perfect for existing homes. Although one safety switch is compulsory in new homes, it is smarter to use separate safety switches for each circuit. That way, one incident doesn't cut the power to your whole house and

plunge you into darkness. Insist on a Clipsal Safety Switch - it's a proven product, guaranteed to save lives.

3 Fail Safe Home Emergency Light

Blackouts are all too common. At any time all the houses in your street could be plunged into darkness - but not yours! A Clipsal Lifesaver Emergency Light kicks in when the power fails providing enough light to let you see. Why fumble around looking for matches and candles? Why forage in the dark looking for a torch? The emergency light is totally automatic and totally reliable. Internal batteries are charged by the mains power to automatically turn on in the event of a power failure. The Lifesaver Emergency Light is best installed in high traffic area, ready to provide light when it's needed

4 Smoke Alarms

The Clipsal 'low profile' Firetek® Smoke Alarm draws less attention to itself except of course if there is a fire! To complement the

traditional surface mount design, the new low profile design offers superior fire detection capabilities, with unsurpassed style. Its unique low profile protrudes less than 23mm into the living space, and is 60% smaller than a traditional surface mount unit. Firetek offers maximum protection, without compromising on style!

5 Portable Surge Protected Power Outlet

With so many portable electrical appliances, you can't be too careful when it comes to protecting your family from potential electrical shock risks. Think how easy it can be to slice through a power cord with your electric hedge trimmer, or accidentally knock the portable CD player into the swimming pool. A Clipsal Lifesaver portable RCD protected power outlet will give you peace of mind offering extra protection against everyday electrical hazards.

6 Surge Protected Switch

Power surges are unavoidable in the delivery of electricity to your home. They can



also be caused by accidents or electrical storms, and can damage expensive electronic circuitry in equipment such as televisions, computers and videos. Insurance often does not cover damage caused by power surges, so surge protection is essential in every home. Surge protection can be switchboard mounted to protect every powerpoint in the home, or a range of individual surge protected power outlets are available.

7 Surveillance Camer

Surveillance cameras can be installed and linked to a Clipsal StarServe® system which makes it possible to switch to a channel on your TV and see what's happening in the baby's room or even keep an eye on the kids in the pool.



1



2



3



4



5



6



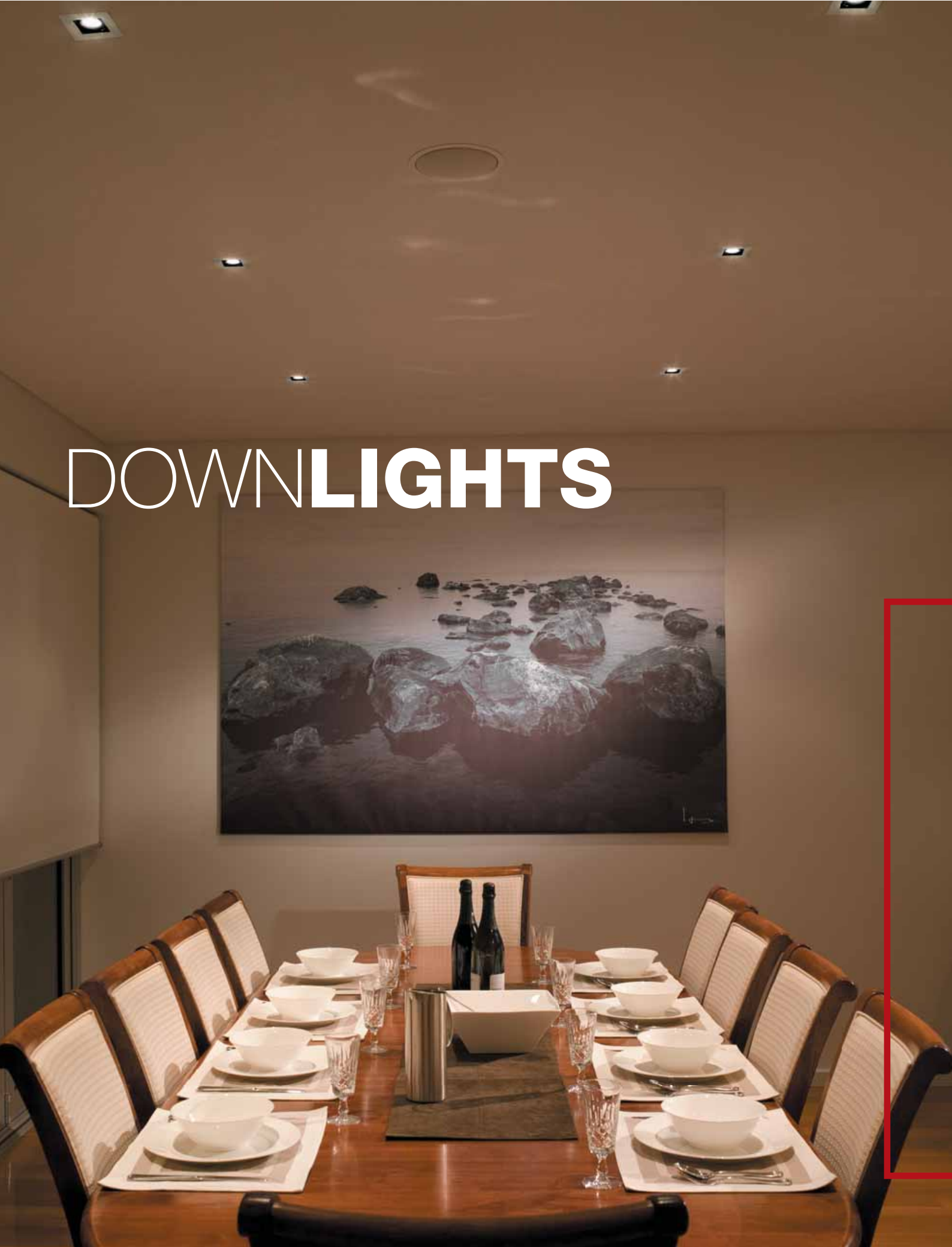
7

SAFETY

When it comes to protecting your family, safety is one area that should never be compromised. Fortunately, Clipsal's comprehensive range of safety products include everything from state of the art smoke alarms, and our famous Clipsal safety switches, through to surge protected power outlets to name just a few.

Installing these products during the building process will not only save you money in the long run, but could potentially save lives, so it's worth thinking about now.

DOWNLIGHTS





Clipsal's downlight range is both durable and stylish. Available in a range of modern finishes, and with models designed for every room of your home, there's something to suit every décor. The soft tones of downlights are an effective way of creating the perfect lighting mood. The cool daylight hues are an ideal way to highlight artwork or photographs or even to create a 'wall' of light.

All downlight kits are available in fixed, adjustable and rotatable designs and also come with a high quality electronic transformer, which has been tested and approved by Australian standards. The electronic transformers are also compatible with Clipsal control products, which include C-Bus® and Clipsal C-Thru® dimmers.

Essential downlights for your home

- Available in white, brushed chrome, brass, artic silver, bathroom frosted glass and bathroom artic silver finishes
- Enhances and adds value to your home
- Fits with any décor
- Popular, modern square design available
- Can be attached to a dimmer for energy savings

- Use of downlights makes rooms appear larger and creates shadowing
- Use for general lighting or to highlight a special piece of artwork.

Downlights

Downlights are fast becoming the most stylish way to shed some light on your home's best features. Now an integral part of any well designed interior, downlights not only illuminate a room, but can also be used to create dramatic lighting effects in the home.

Light up any room

Clipsal's downlights come in a range of styles and finishes, so you can match your décor no matter what your personal taste is. Fixed styles are suitable for general lighting, and adjustable downlights are perfect to highlight a special piece of artwork or architectural feature in your home.

Bright, beautiful bathrooms

Why should the bathroom and other wet areas in your home be excluded from the style and beautiful daylight effect that downlights create? The Clipsal downlight range includes models

that are rated to IP54, meaning they are perfectly safe to be installed in areas where they might be splashed by water or encounter humidity, such as under eaves or in the bathroom. Now you can safely enjoy downlights in any room.

Sensational square designs

Square designs have taken hold! Great to add a modern feel to any home, old or new, square downlights can be used anywhere in the home and are fantastic for lighting staircases or hallways.

Clipsal Saturn range of downlights

Lighting is one aspect around the home you want to get just right. The Clipsal Saturn Downlight Range can help you achieve this. Attention to detail makes the Clipsal Saturn Downlight Range the most stunning and fashionable downlight available on the market.

Available in White, Brushed Chrome and Chrome, the Saturn range of downlights with their modern and stylish floating glass appearance are sure to turn any downlight installation from a function into a feature. Check out the range to suit any application.



DECORATIVE LIGHTING





Clipsal are really turning heads since the release of their modern, decorative lighting range. Comprising of a selection of contemporary designs and finishes for both indoors and outdoors, the Clipsal decorative lighting range is the ideal way to put the finishing touches on any new home, or to add a touch of modern style for those looking to renovate or update.

The decorative lighting range includes new contemporary spotlight designs, wall and oyster lights, bulkheads, floodlights and of course, a stunning selection of stainless steel garden lights. All models in the Clipsal lighting range are backed by a replacement warranty and the new range has also been designed with affordability in mind, meaning that Clipsal decorative lighting is well and truly within reach for everyone. Speak to your Clipsal endorsed electrician or Clipspec Consultant (see page 89) for a brochure showing the full Clipsal decorative lighting range.

1 Stainless Steel Wall Lights

Clipsal's stainless steel wall lights are an excellent way to update the look of your existing home, and also bring a touch of distinctive style to any new residence. These lights are perfect for outdoors and feature high-grade stainless steel, strong construction and weatherproof design.

2 Bulkheads


Made with a diecast aluminium, powder coated body and a frosted glass lens, Clipsal's weatherproof Bulkheads are ideal for any outdoor installations. Available in White and Black in a variety of styles, Clipsal's range of Bulkheads will light up any garden.

3 Spotlights

These stylish and adjustable spotlights are fantastic for kitchens and under bench tops, making your food preparation area bright and inviting. Spotlights are also the perfect way to highlight your home's best features such as your favourite piece of artwork.

4 Garden Lights

Garden lights add a touch of special ambiance to your home. Use them to light the way to your front door, show off your garden after dark, or create a pleasant atmosphere when entertaining outdoors in the warmer months.



3



4





APPLIANCE CHECKLIST

With so many electrical appliances available today, it's easy to overlook some of the ones you'll want to use in your home and garden. To help ensure you don't forget any, try making a list of all your everyday electrical appliances, room by room, to assist your planning.

You'll be amazed at just how many electrical appliances you really have and you'll find this a valuable tool when deciding how many powerpoints you'll need in your home.

to nighttime, a dimmer ensures welcoming light that isn't too bright for sleepy eyes.

A dimmer used with your outside lighting can enable patios, porches and carports to be better used for parties. Nobody likes to socialise under bright lights, but when clean-up time comes it is so much better if you can see.

Wherever you have a light switch, think seriously if a dimmer, or dimmer switch combination would be a better alternative.

Enough switches?

Most bedrooms have the light switch by the door. Doesn't it make sense to have two switches - one by the bed and one by the door? This means you can switch your lights on (even your bedside lamps) when you enter your bedroom, and switch them off after you hop into bed. No more dashing across in the dark.

Long hallways and stairwells can be a pain. They too should have switches at both ends, so it doesn't matter which way you are travelling.

Enough dimmers?

Not only do dimmers make light bulbs last longer, they can save on power bills and reduce CO₂ emissions. Best of all, you'll enjoy the added convenience of being able to control your lighting to suit any mood.

Dimmers are ideal in bedrooms, dining and living rooms, halls and toilets. When it comes





1 Which Switch?

Take away the confusion with message mechanisms. These switch mechanisms come pre-stamped with labels such as bedroom, light, fan, heater, etc, so you'll always know which switch to use. Prior planning will ensure you install exactly what you need to enjoy your home for years to come. Speak to your licensed electrician or Clipspec Consultant (refer to page 89) about Clipsal's range of powerpoint solutions.

2 Oversized Plugs and Chargers?

Clipsal has the solution with Gangbusters®. Speak to your licensed electrician about how Gangbusters can be tailored to suit your specific needs.

3 When is a Switch not a Switch?

When it's a Clipsal Infrascan indoor hands free motion detector. These discreet units sense motion and automatically switch lights on when you enter the room. They're great for walk-in robes, pantries, bathrooms and hallways, plus there is a weatherproof outdoor model to suit the garage and entry path. They will also automatically switch the light off when

you leave. Of course it's no good having lights automatically come on when it's daylight! That's why Clipsal sensor switches have light sensitivity control and can be integrated with timers or sunset switches.

4 Solutions for Every Situation

Avoid the mess of cords behind your TV by installing Clipsal's Powertainment®, a unique multiple powerpoint and antenna socket in one tidy unit. To make sure the kitchen has enough access to power, you might consider installing at least two quad powerpoints. You can also install powerpoints with built-in surge arrestors or safety switches (see page 33).

Enough Powerpoints?

All too often we hear the story of people who build their dream home, only to move in and realise they don't have enough powerpoints or that they are not in the most convenient place. They then have to resort to messy looking extension cords or even worse, go to the expense of having an electrician install more powerpoints in newly finished walls. Make sure you plan ahead!

synergi™

S O L U T I O N S



*Innovative
Interior
Building
Solutions*



CLIPSAL
LIVING ELECTRICAL

WATTYL

caroma dorf

Gainsborough
fine quality door hardware



Introducing Synergi Solutions

Synergi Solutions is a unique and impressive partnership across premium household interior brands, offering an aesthetically coordinated package.

Designed to take the hard work out of your interior selection process, each Synergi Solutions Partner has been carefully selected to offer you the best in aesthetically complementary interior products, while offering you the latest in design trends from Australia's most respected brands.



Product

A team of interior design specialists have worked closely with each Synergi Solutions Partner to ensure there are clear 'synergies' linking a selected range of partner products, in a pre-coordinated, aesthetically matched package across the portfolio.

Key corresponding features in the range include a combination of:

- Defining colour options that are visible on key elements of products in the range including, 'Ocean Mist' giving you the superior look of glass or 'Espresso Black', providing a smart, sophisticated look
- Premium stainless steel finishes
- Popular square and round architectural design features

Quality Partnerships


Premium Partners in the Synergi Solutions range, include trusted brands such as Clipsal, Watty, Caroma and Gainsborough. Each Synergi Solutions Partner has released a range of products that combine perfectly to ensure complementary styles, seamless colour matching and unrivalled quality throughout your home.

The Synergi Solutions Advantage

Choosing the best quality interior colours, tap ware, door furniture, electrical accessories and home automation products can be confusing and time consuming. Synergi Solutions removes this inconvenience for new homebuilders and renovators alike, by giving you all the information you need on the latest interior product ranges in one easy step.

Environmental focus

In bringing you this premium offering, Synergi Solutions is committed to partnering with companies that utilise environmentally friendly manufacturing practices and offer energy efficient products. When you choose from the Synergi Solutions range, you can be assured that you're playing a part in ensuring a sustainable future.



Find out how Synergi Partners are leaving a lighter environmental footprint by looking for this icon in the informational inserts in this folder.

Viewing the Synergi Solutions Range

Speak to your Synergi Solutions Partner direct, or log on to www.synergisolutions.com.au to view the entire range and see for yourself how simple it is to seamlessly integrate your interior design.



Synergi Solutions creates endless possibilities for every room of your home

CLIPSAL®
LIVING ELECTRICAL

Clipsal have crafted a range of premium electrical accessories that offer the look of glass in both Ocean Mist and Espresso Black colour variants. This Clipsal offering has been designed to blend seamlessly with other partner products in the Synergi Solutions range, offering the benefits of colour coordination, plus the added visual appeal of chrome finishes, square design switch plates, and the round design features of the buttons in the Clipsal Saturn range.

Clipsal Australia is one of the world's leading manufacturers of electrical accessories with a proud history dating back over 85 years, and has the backing of the world's largest electrical company, Schneider Electric. Clipsal continues to look toward the future as a proven leader in electrical innovation, providing electrical solutions for millions of homes throughout Australia and the world.

WATTYL®

Complete the Synergi Solutions look thought your home, with the perfect wall colour to complement the Ocean Mist and Espresso Black colour options offered by the other partners in the range. This range of quality Wattyl paints has been carefully selected by interior paint specialists to be the perfect accompaniment for your Gainsborough, Caroma or Clipsal Synergi Solutions purchase, and is suitable for any room in the home. With an extensive range of 18 colours to choose from, you can rest assured that you'll find the perfect shade to suit your own sense of personal style.

Wattyl is a 100% Australian owned business with a history that spans over 90 years. The company was originally well known for its production of quality woodcare products and has since advanced to produce a full range of coating products for the retail, trade, professional and industrial sectors, with popular brands such Solagard, Estapol, Killrust and i.D. All Wattyl products are manufactured in Australia and are fully engineered to suit Australian conditions.



Saturn
Dusk

caroma®

Caroma, the trusted name in bathroom accessories has joined the Synergi Solutions partnership with a premium range of stainless steel and square architectural design features for your bathroom. This range is extensive to ensure you'll be able to find the perfect solution for your bathroom design, and furthermore, has been specifically designed to coordinate with other products in the Synergi Solutions range.

Today, households are looking for innovative new ways to help save our precious water resources and the environment and Smartflush is the smart choice in toilet suites using only 4.5L of water for a full flush and 3L for a half flush. By installing a Smartflush you will save up to 35,000L of water per year* without sacrificing on stylish design and ensuring proven performance.

The Caroma range selected offers a total bathroom solution including a toilet suite, basin, tapware and accessories designed to complement all the ranges available from Synergi Solutions.

*compared to 11L single flush toilet suites. Toilet Suite WELS 4 star rated and Wall Basin Mixer WELS 5 star rated

Gainsborough®
fine quality door hardware

Gainsborough have created an exclusive range of premium door furniture that encompasses, Ocean Mist and Espresso Black coloured rosettes accenting timeless bright chrome. Made to our premium architectural specifications, the style and colours blend seamlessly with our other partners in the Synergi Solutions Collection.

Renowned for their fine quality door furniture, Gainsborough Hardware have been designing, manufacturing and supplying door hardware in Australia and to the world for over 30 years.

Whether you're an architect designing a unique residence or commercial building, planing to build a modern residential home or about to give your place a classic renovation, Gainsborough provides real security with unmatched style, offering a complete range of levers, decorative door handles, security locks, entrance sets and complementary accessories.



COLOUR + FINISH

Choose the colour and finish to suit any room of your home

There are a thousand and one decisions to be made when building or renovating. Deciding on wall colours, tile designs and tap styles can be quite time consuming, however many people won't give a second thought to their electrical installation.

It is assumed that there are no options outside the standard white plastic switch. With Clipsal, nothing could be further from the truth!

Gone are the days where a switch had to be a boring white rectangle fixed by a screw top and bottom! Today, there are colours and styles to enhance any décor. You can also have colours and styles for your power points. No matter if your home is Federation, Colonial, Contemporary or Ultra Modern, there is a style and colour to suit.



30PB Push Button

pg 47



Clipsal Saturn™

pg 48



Standard

pg 51



2000 Series™

pg 52



Classic™

pg 53



Slimline®

pg 54



Eclipse®

pg 55



Metal Plate™

pg 56



Prestige™

pg 57



Heritage™

pg 58



Modena™


pg 59



Colour Selection Chart pg 60



STANDARD COLOURS



MATCH YOUR DÉCOR

Choose the colour and finish to match the décor of your home

Architects and builders know that when it comes to décor, it's the detail that sets the best homes apart.

From heritage to modern, to something that shows your individuality, switches and powerpoints form an important part of your overall look.

METAL COLOURS



gold (GD)



polished brass (BS)



brushed brass (BB)



chrome (CH)



brushed aluminium (BA)



stainless steel (SS)



chrome shadow (3S)



gun metal (GM)



polished brass (BS)



chrome (CH)



florentine bronze (FB)



antique brass (AB)



chrome (CM)




gunmetal grey (GM)




platinum (PT)



champagne (CG)



30PB PUSH BUTTON

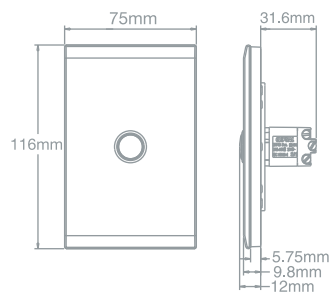



Giving evolution a push

Switch technology is evolving and now there's a clever new option if you're the kind of person who likes to keep their finger on the button. The latest trends have seen push button technology integrated into all kinds of electrical products and appliances around the home, and Clipsal's latest offering is no exception. The brand new Clipsal 30PB switch gives you a silky smooth and reliable way to turn on your lights, while the button offers a low profile, minimalist look.

Clipsal's new push button switches not only look fantastic and offer ease of use, but they've also been designed to be easy to clean. The new 30PB will brighten any home at the touch of a button, and if you're renovating, ask your electrician how you can have all the benefits of push button switching in your home, without the hassle of changing your existing Clipsal switch plates. The 30PB buttons have been cleverly designed to replace your existing rocker switch mechanisms, so you can enjoy push button convenience with your favourite design from any switch plate in the Clipsal range.

CLIPSAL SATURN™



Desire the look. Have it all. Your sense of style defines who you are.

Isn't it wonderful when everything just comes together? Nothing is more satisfying than achieving the perfect style, the perfect finish – the perfect look. The unique new Clipsal Saturn™ 250V collection offers a range of popular electrical accessories that are perfectly matched to each other, and products from the Clipsal Saturn home automation range. Clipsal makes it easy to give your home a seamless look and an enviable style.

Products in the new Clipsal Saturn range are manufactured from premium quality materials. You'd be forgiven for thinking that this impressive looking finish was pure glass. The elegant glass-look, available in Ocean Mist and Espresso Black colour options, complement popular modern surfaces, and the hardwearing finish makes these products ideal for kitchens, bathrooms and family areas.

Clipsal Australia has successfully incorporated LED Indication technology into the innovative design of the Clipsal Saturn range. Replacing the standard red indicator found on rocker mechanisms, the soft blue glowing LED offers a stand out point of difference for your switches.

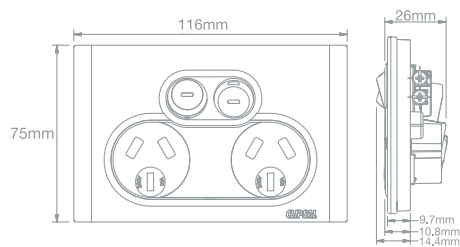


Clipsal have cleverly teamed up with some of Australia's leading home accessory brands such as Caroma, Wattyl and Gainsborough to create Synergi Solutions™. Now the premium look of Clipsal Saturn can be achieved throughout your entire home by installing this pre coordinated portfolio of electrical accessories, bathroom accessories, paint and door furniture.

Clipsal Saturn Dimmer Switches can help to set the perfect mood at any time of the day. Whether you require full light on a busy morning before work or the ambience of soft light for a dinner party in the evening – Clipsal Saturn Dimmer Switches will create the mood you desire and give you complete lighting control, while maintaining the sleek, stylish look of Saturn throughout your home.

The Clipsal Saturn Universal Dimmer also gives you the advantage of energy efficiency, saving you money on your power bills, while helping to save our environment.

CLIPSAL SATURN™

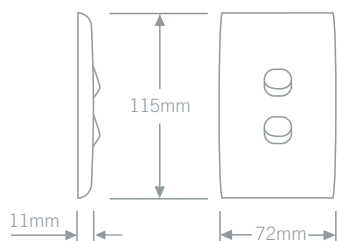


Stands out from the crowd, blends in with the home

The Clipsal Saturn Switched Socket is a 250V power outlet that allows the operation of all 250V electrical devices, the same as a standard power outlet. These complement Clipsal Saturn Wall Switch's extending the 250V family to create the perfect match in switches and sockets.

Clipsal Saturn Data Inputs are the perfect option for anywhere you require data connectivity around the home in areas such as bedrooms, family rooms, lounge rooms and the home office without compromising your home's great looks.

STANDARD

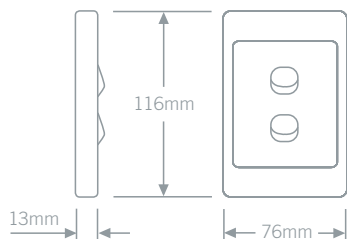


The Standard for over 20 years

The Clipsal Standard range of flush switches and accessories has been a firm favourite for many years, and with good reason. The pure, uncluttered design and timeless style never looks out of date.

The Standard Range makes it easy to match switches in thousands of Australian homes built in the 1970s and '80s. The Standard Range offers a multitude of popular and decorator colours that vary from subtle tones to bold colours that really make a statement.

2000 SERIES™



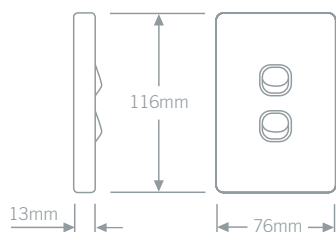
The power and the fashion

The 2000 Series is Australia's best selling switch. Manufactured in high gloss, impact resistant material, the 2000 Series incorporates surrounds that simply clip on and are totally interchangeable to create lots of colour combinations.

The 2000 Series Multigang Surrounds provide endless options when either switches or sockets are required under the one surround, and Gangbusters® is the multigang solution for oversized plugs and chargers that need extra space.

The surrounds can be easily removed to enable painting or papering right up to the edge. This makes decorating a breeze, as you don't need to fuss over painting too close to the edges. Available in a full range of decorator colours and metallic surrounds, there's one to suit every colour scheme.

CLASSIC™

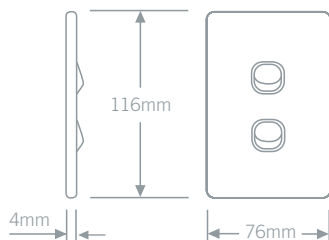


Nothing outclasses a classic

The smooth curves and sleek lines of the Classic Range reflect the latest interior design trends. Remarkable and affordable, the Classic Range features a level of quality and elegance that you would expect from electrical switches and powerpoints costing much more.

The choice of colours and finishes available with the Classic Range is quite outstanding. There are even metal cover finishes and moulded covers such as the Arctic Silver and Chrome Shadow finishes in the Classic Quad Powerpoints. As covers and grid plates are easily interchangeable, you can create combinations to match any décor theme.

SLIMLINE®

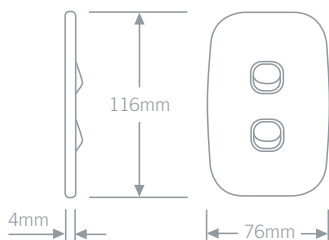


A classic, sliced extra thin

At first glance, Slimline® looks exactly like our Classic switches and sockets. Viewed from the side however, it's a completely different story. Clipsal has taken the Classic and sliced it extra thin! The result is Slimline, a range of switches and sockets that are only 4mm thick (or should we say thin) making them the thinnest switch plates in the world.

With Slimline, you have a comprehensive range that is unique, but still looks at home when used with the Classic range. A range of metal plate covers and the outstanding Chrome Shadow finish are available in the Slimline range too. Featuring a full metal look and finger print resistant finish, they are sure to add a touch of class at a fraction of what you'd expect to pay.

ECLIPSE®

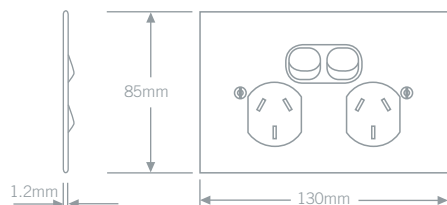



A work of art

The Eclipse® Range of switches and sockets offers the thinnest switch plates in the world. With a wafer thin 4mm profile, they are up to 60% thinner than others.

Its understated design truly distinguishes the Eclipse range from any other product on offer. The sleek elegance of Eclipse rests smoothly on any surface to ensure a slim and highly fashionable finish. As with Slimline®, a range of metal plate covers and the outstanding Chrome Shadow finish are available. They are sure to add a touch of class at a fraction of the cost. Switch and socket innovation has never looked this good.

METAL PLATE™



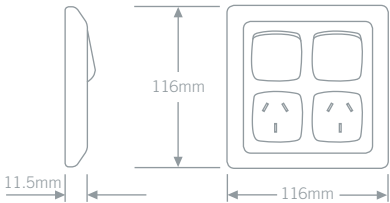
Elements of a beautiful design

The Clipsal Metal Plate range offers almost unlimited possibilities. The stainless steel switches and power outlets look superb in today's stainless steel kitchens, while brass models beautifully complement a more traditional décor.

Boasting stunning design and durability, Clipsal offers the largest metal plate range in Australia. A choice of lacquered polished brass, anodized aluminium and stainless steel finishes are available in two plate styles, including curved and flat.

The BSL and BBSL style metal plate ranges, available in stainless steel or brass finishes, are the lowest profile switches at only 1.2mm, which means they blend in perfectly.

PRESTIGE™



Stylish design making life easier

The large 'soft-switch' buttons of the Prestige Range make life easier for those who find a regular switch difficult to use. They're great for when your hands are full or when you're fumbling around for a switch in the middle of the night.

The Prestige Range is designed and manufactured in Australia specifically for the visually impaired, those with limited movement or even those who just appreciate the unique, stylish good looks. Streamlined bevelled edges give Prestige switches a generally softer appearance.

Prestige switches are available in a choice of plate sizes, in either moulded colour or metal plate finishes. Covers are easily removed, either to allow painting or papering right up to the edge, or for interchanging with other covers for a brand new décor look.

HERITAGE™



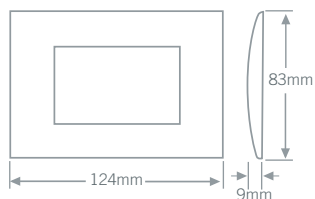
Golden oldies in tune with today

The Heritage Range brings together old world charm with the benefits of today's technology. These switches and sockets are the perfect solution for those wishing to renovate an older style home or to complement the décor of a new Federation style dwelling.

Unlike toggle switches of the past, Clipsal Heritage offers the safety standards and reliability of modern materials. They are even adaptable to suit TV antennas, faxes and computers.

All metal features have been lacquered to withstand moisture and maintain their lustre. Heritage covers are available in exquisite Polished Brass, Antique Brass, Florentine Bronze, and the art deco chic of classic Chrome. All models are available with smooth or ribbed covers, with porcelain or metal shallow base versions and can be complemented by using pre-drilled cedar, pine or undercoated (ready-to-paint) mounting blocks if required.

MODENA™
















Innovative, with features you should expect.

Introducing a new range of sophisticated Automatic Integrally Switched Socket Outlets and Standard Switch combinations to add style and a contemporary edge to any modern room. Modular in design and combined to meet your requirements for Audio Visual, Data, TV and Lighting Control needs whilst looking great. Available in nine clip-on coloured picture surrounds and in either White or Black interior colour options.

PDL **Modena800Series™**
Contemporary, innovative, flexible.

COLOUR SELECTION

		<i>anodised aluminium (AA)</i>	<i>arctic silver (3A)</i>	<i>florentine bronze (FB)</i>	<i>antique brass (AB)</i>	<i>stainless steel (SS)</i>	<i>chrome (CH)</i>	<i>gold (GD)</i>	<i>brushed aluminium (BA)</i>	<i>brushed brass (BB)</i>	<i>polished brass (BS)</i>	<i>gunmetal (GM)</i>	<i>chrome shadow (3S)</i>	<i>silver plate (3P)</i>	<i>gold plate (GP)</i>	<i>neo grey (1)</i>	<i>neo silver (8)</i>	<i>neo gold (9)</i>	<i>white (WE)</i>	<i>cream (CM)</i>	<i>soft grey (SG)</i>	<i>desert sand (DS)</i>	<i>black (BK)</i>	<i>brown (BR)</i>	<i>red (RD)</i>	<i>grey (GY)</i>	<i>beige (BG)</i>	<i>dove grey (DG)</i>	<i>nutmeg (NU)</i>	<i>ocean mist (OM)</i>	<i>espresso black (EB)</i>	<i>gunmetal mirror (BM)</i>	<i>blue emerald mirror (BL)</i>	<i>blue (BL)</i>	<i>charcoal (CC)</i>	<i>platinum (PT)</i>	<i>champagne (CP)</i>
	standard™																																				
	slimline®				#	#	#	#			#																										
	classic™	~			#	#	#	#	#	#	~																										
	eclipse®				#	#	#	#			#																										
	2000™				#	#	#	#	#	#		#	#																								
	prestige™				#	#	#	#		#																											
	clipsal saturn™																																				
	metal plate™	*			*					*																											
	heritage™		^	^	^					^																											
	neo®																																				
	reflection™																																				
	saturn™																																				
	pdl modena™				#					#														#									#	#	#	#	

* Supplied with either white, black or brown grids. Available in flat (B style) or traditional (A style) thickness.

^ White or black porcelain bases supplied separately. Also available in smooth or ribbed finishes.

o Neo® inner surround only

Outer surround only

~ Classic Chrome Shadow and Arctic Silver available in Quad Powerpoint only

A modern living room interior featuring a staircase with a stone wall and glass railing, three potted plants in white planters, and a dark sofa with a red patterned pillow. The room is well-lit with warm tones.

LIVING TECHNOLOGY

**Technology to
enhance your lifestyle**

Digital TV
High Definition AV Distribution Systems
High Speed Internet
Home Audio System
Home Automation



BREAKING DOWN THE

So what does having a 'smart home' really mean?

With so much confusing terminology being used these days, and so many products and options available to new homebuilders and renovators, it's easy to see why some people can become overwhelmed. Well, put quite simply, smart home living is really all about enhancing your everyday lifestyle. It doesn't have to be hard or complicated; it's just a matter of thinking about the things you enjoy in life and allowing for some flexibility in the future.

Find out how easy it is and get some handy hints in the following pages.

Prepare your home for whatever the Internet can throw at it.

Like most homes these days, if you have more than one computer, use the Internet or an Internet gaming console such as a Playstation or Xbox, then your new home wouldn't be complete without networking your home.

Networking allows you to connect multiple computers together from different rooms to share information and peripheral devices such as printers. However, easily one of the most convenient advantages of networking your home is the ability to have multiple people connected to the Internet at the same time, in different rooms, on different computers.

This means the kids can be researching their homework assignment while mum does the Internet banking and dad checks the latest sports results. By having the ability to do all this simultaneously, it means the family can spend more quality time together and no more fighting over who gets to use the computer.

TIP: Any data outlet within the home can also be a telephone outlet. Ask your electrician about the flexibility to change your telephone outlets to locations that suit you, as it's a great feature to have.



'SMART HOME' MYTHS

Smart home Solutions to Fit Every Budget

Clipsal believe that everyone should enjoy the convenience of affordable modern technology around the home. For this reason Clipsal have developed practical home networking and integration solutions to suit every budget.

Clipsal's fantastic range of smart home solutions cater for individual requirements and specific needs, so there's bound to be a networking solution to make your home a smart home.

To make your life easier Clipsal have created three individual smart home solutions.

Clipsal StarServe®: The Clipsal StarServe home networking package is full of features and is easy to install without the heavy price

tag, making it ideal for the budget conscious home renovator or builder.

StarServe enables you to network your Internet, telephone, free to air TV and pay TV. So now everyone can watch what they want, when they want, where they want.

PDL LexCom Home® Network: A new addition to Clipsal's offering is the PDL LexCom Home® Network solution that provides full access to entertainment, Internet and communication services throughout the entire home.

The system also provides the cabling infrastructure for a complete 5.1 cinema surround sound experience, without the clutter of speaker boxes and cables to trip over. Instead all wiring is pre-cabled into wall and ceiling cavities for a complete streamlined look.

C-Bus® and C-Bus® Wireless: Clipsal's C-Bus and C-Bus Wireless is a premium range of networking and integration products that is capable of automating virtually anything electrical around the home.

The entire range of C-Bus Wall Switches, Touch screens and Power Outlets have been also been architecturally designed, so they look as good as they perform. If you require a networking and integration solution that 'does it all.'

Start Small and Add On as You Need It

New homeowners can start with a basic system and simply upgrade or add to their system, as their lifestyle needs change in the future.



DID YOU KNOW? If, like most people, you want to have more than one TV in your new home, then you can plan for distribution of your DVD player and PayTV decoder so that you can watch them on all the TVs in your home, rather than just in the main entertaining area. This will give you greater flexibility to watch what you want, when and wherever you like!

ARE YOU DIGITAL READY?

Wouldn't it be nice to move into your new home and have perfect picture quality in every room from day one? If you have the foresight to install your TV cabling and a high quality digital ready antenna during the building process, not only can you enjoy the perfect reception immediately, you'll avoid a whole lot of hassle later on.

By installing everything you need during the building process, when it comes time to move in, simply plug in your TV and watch your favourite programs straight away. No mess, no fuss and no need to organise another contractor to come in later when you're already settled.

TIP: If you are considering a wall mounted plasma or LCD TV then make sure that your TV outlets are in the appropriate places along a powerpoint.



LEADING A HIGH DEFINITION LIFESTYLE

Australians are adopting High Definition TV screens faster than any other country in the world. Wall mounting of flat panel plasma and LCD TVs save valuable space in small rooms and open plan living areas, while home cinemas are using the larger TV screens or data projectors for a truly sensational viewing experience.

As a homeowner, this means that you'll need your AV equipment to be located in a separate location to the TVs themselves. (You wouldn't want to mount a High Definition DVD player on the wall next to your plasma TV).

Many people will choose to have an entertainment unit under the main entertaining area TV that houses all the audio visual equipment such as the DVD recorder/player, Pay TV decoder, digital set top box with hard disk drive, games console and amplifiers for surround sound systems. The signals from these AV devices are then sent to the TV via cabling inside the wall.

Clipsal AV Solutions can distribute high definition signals from all of your AV devices to every TV in the home rather than just one TV in the main entertainment area.

So lay back, relax and watch your high definition DVD player in your master bedroom, with perfect picture quality on your high definition TV. You will also get the added benefit of true stereo sound delivered to all your TVs!

TIP: Invest in cabling now that will deliver all of your AV Devices to all of your TVs.



THE NEXT LEVEL



Clipsal StarServe® brings you the next level of TV distribution for your home by making the digital cabling you've already installed even more useful. Traditionally you have been restricted to the lounge room to watch a video, DVD or pay TV.

Now with the Clipsal StarServe system you can independently watch any of these devices, and free-to-air TV from any room connected to StarServe. Your family could be watching pay TV in the bedroom, a DVD in the study, a video in the rumpus room and free-to-air TV in the lounge room, all at the same time.

How do I control my DVD, pay TV and video in the other rooms without going back to the lounge room?

With the Clipsal StarServe system you can remotely control all of these things from any other location in your home fitted with a Clipsal Remote Control Target.

This target combined with an emitter lead in your lounge room can change the device you want to control. Simply use all the functions of the remote control as if you were in the same room as the device you are controlling.

Clipsal Audio Solutions

Clipsal Audio Solutions is the new entry-level system for delivering quality sound to multiple rooms – perfect for any home. This affordable system allows you to have background music in any room of your home via high quality speakers, without the need for an amplifier or multiple inputs. Just connect the system to a

single radio or stereo system, then control the music from each room of your home where you have speakers and a simple wall control set up. Perfect for listening to music in any room, including your ensuite, study, back shed or when entertaining under your pergola.

If you are planning to include C-Bus® in your home, then check out the new C-Bus Multi-Room Audio System. It enables you to control your music conveniently from your light switch, meaning you don't need any extra switches or controllers on the wall.

Wired for Sound

Want surround sound in your home, without the unsightly mess of speaker cables draped on the floor? Then check out Clipsal's range of superior quality speaker cables and accessories. Clipsal's 'Banana' Plugs are inexpensive and can be installed as a means of plugging in your speakers anywhere you'd like them, while providing high quality sound. They can even be matched with your other Clipsal wall plates for a uniform look.

Multiple-user Internet Access

The internet provides a wealth of information and is often an essential tool for a children's education requirements. Clipsal StarServe® gives you the flexibility to distribute broadband connections to multiple rooms at the same time. The system can also distribute telephone, fax and allow you to network computers together for gaming, sharing printers and/or scanners. The flexible cabling system is fast, reliable and easy to manage.

WIRED FOR SOUND



Wired for Sound throughout your entire home (and outdoors!)

If you own an iPod, MP3 player or have music stored on your computer, and you'd like the ability to listen to that music all over your home including the outdoor entertaining areas, then you should take a serious look at the range of solutions available with Clipsal Audio Solutions, Multi Room Audio or LexCom Home® Audio.

It's as easy as connecting your computer or iPod to the one of these systems and you'll have the ability to listen to your music from any room in your home.

Each room can have the addition of a local music source so for example, if you want to

listen to your iPod in your own room, then you simply plug it in and the system will play your music in your room without affecting the rest of the home.

It is easy for anyone to use from the novice to the most technically minded person.

Example 1: Listen to your music play outdoors under the pergola, while you are having a barbeque and entertaining friends.

Example 2: The kids want to listen to their favourite music but you're entertaining friends. The kids simply plug in their iPod to the Local Music Source Wall Plate in their room

and they can listen to their own music while you listen to something more appropriate with your friends at the barbeque.

Each music location (Music Zone) can have its own Local Music Source Wall Plate so everyone can listen to their own favourite music without affecting the rest of the family.

There is a system to suit any budget or home type, from affordable multi-zone systems with multi-source input, stylish wall switches and handy remote controls, to systems that incorporate 5.1 surround sound for home cinemas. Further to that, if you're installing home automation, there are systems that use C-Bus light switches, touch screens or remotes so you don't need extra switches on your walls.



Transform your home into an entertainer's dream.

Introducing the PDL LexCom Home® Network - the unique system that gives you access to all your entertainment, communication and data services from any room in your home.

This advanced and flexible home network system never fails to impress with dazzling entertainment functions, internet and communication capabilities.

With LexCom Home Network your home is set to grow as you grow, change as you need to change and advance as entertainment and communications advance.

Another great thing about LexCom is that it's so simple – just connect and go, designed for quick, simple use for by almost anyone, making your home even smarter.



A LexCom Home Network can greatly enhance resale value of your home and this unique new system will provide a convincing edge when it comes time to sell.

5.1 Cinema Surround Sound

Imagine the full-on surround experience without the clutter of lots of black boxes and wires. Any room can be configured to deliver 5.1 surround sound from a suitable source.

**Requires DVD player or other source with 5.1 pre-outs.*

PDL LexCom Home® Network
Making homes smarter.



SMART BENEFITS





Smart Benefits

Imagine pressing a 'welcome home' button on a remote control as you pull into your driveway. It lights your pathway and front porch, your hallway lights switch on, your air-conditioner begins to cool your living room and your favourite music starts playing throughout your house.

That's a smart home!

And that's just the beginning. Imagine a 'goodnight' button that turns everything off when you go to bed, and a 'watch DVD' button that activates your home cinema and dims your lights when you watch a movie. That's smart living!

The best news is you can have it. Whether you are building or want to enhance your existing home, with Clipsal C-Bus® and C-Bus® Wireless, anyone can enjoy the benefits of a smart home. You can even start small and add to the system as your lifestyle changes.

It's your home - make it a smart home, and enjoy smart living!

Now any home can be a smart home. Your home is about living. With a Clipsal C-Bus automation system your house can become

a smart home, providing an enhanced lifestyle of entertainment, convenience, comfort and security. Start small and add to the system as your lifestyle changes.

C-Touch™ Screens

These stylish, touch sensitive, LCD screens can replace multiple wall switches and dimmers to add a touch of enviable style and functionality to any home. The screens can be personalised with your own photographs or graphics and can perform a huge range of programmable functions, all with the touch of a finger.

Use the C-Bus C-Touch™ colour touch screen to control your entire home's lighting, home theatre, air-conditioning, security, watering system and almost anything else you can imagine.

For more information on these, or any other C-Bus smart home products, please visit clipsal.com/cis



C-Bus® vs C-Bus® Wireless - choosing the right technology for your home

So, you understand the lifestyle benefits that C-Bus will bring and you've decided to make your house a smart home. You like the idea of one-touch control of lighting scenes that welcome you home, or turn everything off when you go to bed.

Now all that's left to decide is whether you need C-Bus or C-Bus Wireless. So what's the difference? With traditional wiring, each light is directly connected to a light switch. When the switch is turned on, the circuit is complete. It's very simple, but also very inflexible.

Explaining C-Bus Wireless

C-Bus Wireless uses traditional mains wiring. You simply replace your existing light switches with the new C-Bus Wireless wall switches -

it's that simple. C-Bus Wireless wall switches talk to each other over RF (radio frequency), the same way as a garage door opener or car's keyless entry.

In other words, when you press a button, it transmits a message that says 'lounge room light; turn on'. The lounge room light hears the radio message and says 'hey, that's me. I'll turn on'.

Set the scene

You can also set up scenes that turn on/off or dim several lights to various levels from the press of one button – just the same as regular C-Bus. Add some C-Bus Wireless Plug Adaptors and you can dim lamps or appliances as part of your automation system. C-Bus Wireless wall switches are available in both the Neo® and Saturn™ range and the entire system can be operated by remote control.

Because C-Bus Wireless uses traditional wiring, it is the perfect upgrade for an existing home. It is also great for people who only want to automate

particular parts of their home, like their living areas, home theatre, etc. They can start small and expand the system as they wish.

Mix and Match

Because C-Bus and C-Bus Wireless use the same technology, you can also create a hybrid system by simply adding a C-Bus Wireless Network Gateway. This means you can install C-Bus Wireless into an existing house and still have DLT™ switches and touch screens in central areas. Because most of your switches would be retrofitted with C-Bus Wireless, far less dedicated re-cabling would be required, and therefore you can expect your system to cost less.

C-Bus/C-Bus Wireless hybrid systems are also perfect for home additions. The new part of the home is installed with C-Bus, while the original part of the home is retrofitted with C-Bus Wireless. The whole system works seamlessly together and the switches look identical.



SMART LIVING

Which is the best system for you?

If you're building a new home - we recommend a C-Bus system. If you only want to automate part of the home, want to retrofit an existing home, or if you are renovating, then go for C-Bus Wireless, or even a hybrid system. Simple!

It's your home – make it a smart home and enjoy smart living.

- 1 C-Bus Infra-red Remote Control
- 2 C-Bus C-Touch™ Colour Touch Screen Neo Style
- 3 C-Bus MKII Black and White Touch Screen Saturn Style
- 4 C-Bus Wireless Plug Adaptor
- 5 C-Bus DLT Wall Switch Saturn Style
- 6 Flush Mounted Wall Speaker



1



2



3



4



5



6

A home for your lifestyle

Create that personal touch for your home with the special lighting and dimming modes that are great for entertaining, relaxing or looking after your home when you're not there. Combine all of today's great technology and create individual settings that can be controlled via remote control for:



YOUR LIFESTYLE



Timers, Dimmers and Sensors


Reduce your electricity costs by using timers, dimmers and lights that turn off when you leave the room or as natural light levels change.

Music Throughout Your Home

Enjoy your favourite music anywhere in your home. Your kids can even plug in their MP3 players and listen to music in their rooms.

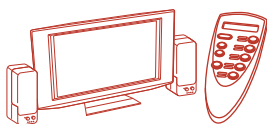
Welcome Home

Step out of your car and activate hallway, kitchen and family room lights, as well as air-conditioning and your favourite music.



Night-lights

Create a night time scene that dims the lights to a low level to avoid glare, or a night-light for children's bedside lamps.



Home Theatre

Dim the lights, close the curtains and start the movie, all via remote control.

Outdoor Watering and Lighting

Turn on spa or pool pumps, garden sprinklers and outside garden lights by remote control.

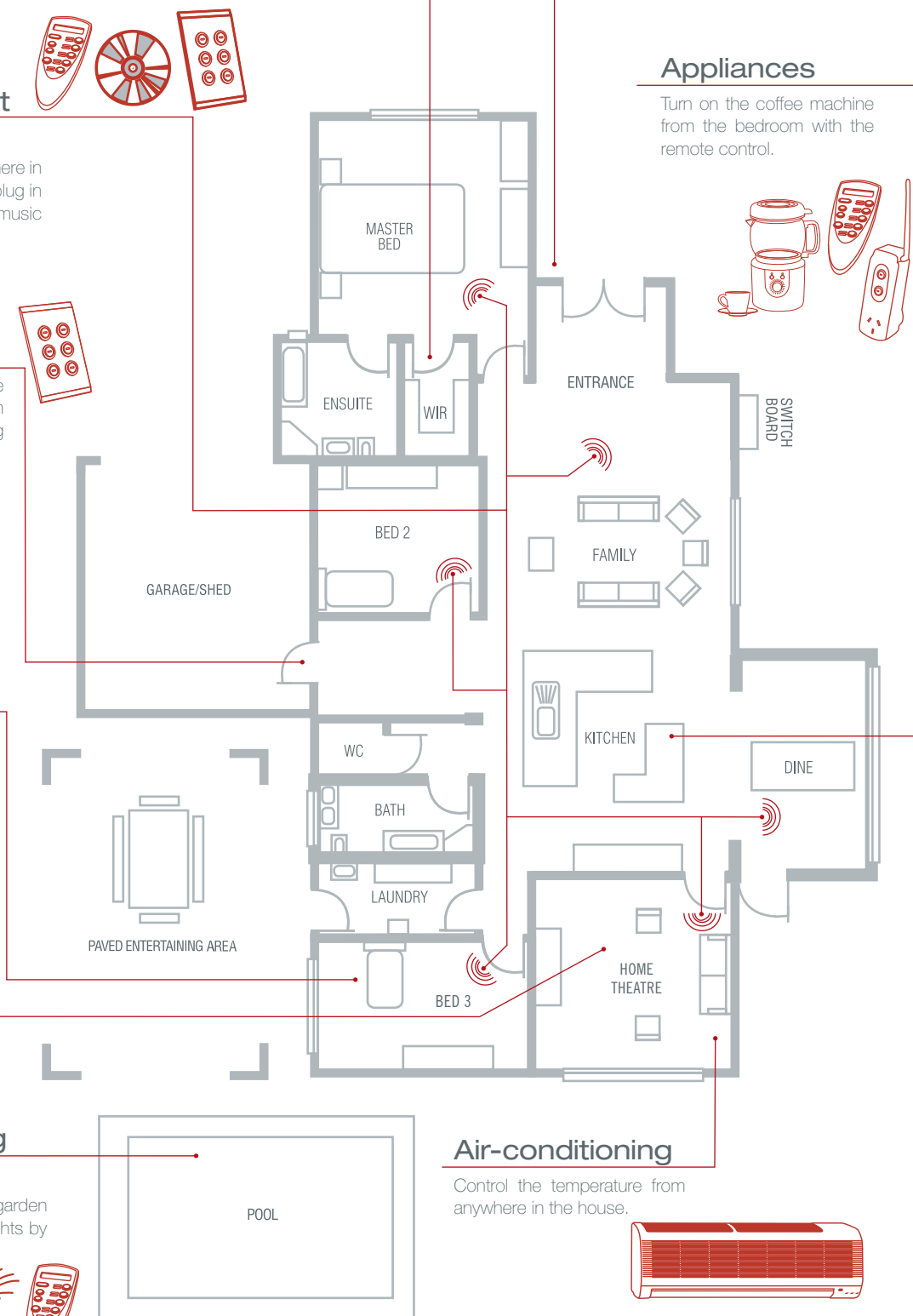


Goodbye

At the push of one button you can turn off all the lights in the house and arm the alarm system.


Appliances

Turn on the coffee machine from the bedroom with the remote control.




Air-conditioning

Control the temperature from anywhere in the house.



SMART OPTIONS



Now anyone can enjoy the benefits of a smart home. C-Bus is completely scalable, meaning you can start from just one room, and gradually build up to your whole house.

C-Bus® Wireless & LexCom Home® Control

C-Bus Wireless or LexCom Home Control are the perfect solution for partial home installations. The flexibility of these systems means that they can be expanded at any time, and extra features can be added quickly and easily as your needs change.

Step 1 >

Start with the home cinema.

You can experience the convenience of remote control lighting for under \$500. Control your lamp by remote with the use of a plug adaptor. Next, add a light switch and control your lights by remote control too.

Step 2 >

Add the living areas next.

Create a 'Watch TV' scene that will adjust the lighting in your living room just the way you like it. Create a 'Dinner Party' scene that sets the perfect mood for when you're entertaining. One touch of your 'Welcome Home' button will ensure the lights are on in your family room and kitchen.

Step 3 >

Now do your master bedroom and walk-in robe.

Make life easier by controlling your bed lamps by remote. Use your 'Goodnight' button to turn off bedroom and living area lights with one touch – this is the favourite feature of existing C-Bus users.

Step 4 >

Finally look at the other key areas in your home.

Light up your hallway for your kids at night. Control your patio lights to get the right atmosphere when entertaining. You can also add plug adaptors to allow you to control your spa, water feature or garden lights.

This smart home will only add between \$6 and \$8 a week to an average mortgage*.

*Figure based on a recommended retail price of \$3,500 to \$5,000 for C-Bus Wireless products over 30 years at 7.5% interest variable rate. Not including installation.

Traditional C-Bus®

If you want to automate your whole home, Clipsal recommends traditional C-Bus.

Step 1 >

Enjoy the convenience of an 'All Off' button that turns off every light, inside and outside the home, or a 'Panic' button that will instantly turn on every light in an emergency.

Step 2 >

Install DLT™ (Dynamic Labelling Technology) switches and Touch Screens in your living areas and home cinema. Touch Screens give you customisable control and extra functionality, while the digital labels on DLT switches clearly show what each button does. There are even clever indicators on light switches to show the light level you have chosen.

Step 3 >

Experience intelligent switches that use 'logic' to enhance your lifestyle. Program your switches to perform various functions at different times of the day. For example, have your hallway light turn on at 80% between 6am and 10pm, then to 40% during the night. Or have lights that automatically adjust in brightness according to ambient light levels, saving you money on power (globe life is increased by half, simply by running lights at 95% brightness!). For security, use an 'Away' scene that will automatically activate lights when you are on vacation, making your home look occupied.

Step 4 >

Use movement sensors in hallways, toilets and walk-in robes. Lights will only turn on when needed and won't be left on, wasting electricity.

Step 5 >

Enjoy music throughout your entire home. With C-Bus Multi Room Audio, the same switch that controls your lights, can also control your music. There are no bulky hi-fi components or ugly wall mounted audio controllers. Kids can even plug in their iPod in their bedroom.

Step 6 >

Integrate your security system with a 'C-Bus enabled' alarm panel. Operate your security system and turn lights on and off with the press of one button, or by entering your PIN code into your keypad.

Full System Integration

The next step is full system integration of all your technology.

Step 1 >

Home Cinema – have the ability to control everything with just one Touch Screen or Remote Control.

Step 2 >

Motorised blinds and curtains – have them go up and down at certain times of the day, have them close as you press your 'Goodbye' button, or open and close automatically depending on the sunlight levels.

Step 3 >

Air-conditioning – Have a C-Bus thermostat or integrated control, activated by the 'Goodbye', 'Goodnight' or 'Welcome Home' buttons.

Step 4 >

Garage Door – Trigger your 'Welcome Home' scene from your garage door opener, so that everything in your home is just as you like it when you walk in.

Step 5 >

Irrigation – Control your sprinklers from your C-Bus Touch Screen. You can include 'scheduling', which is ideal for areas observing water restrictions. It's even possible to integrate a weather station so your sprinklers don't turn on and waste water if it has rained.

There really is a C-Bus, C-Bus Wireless or LexCom Home Control system for any home or budget. You can add a hard wired C-Bus to a C-Bus Wireless system and vice versa – so you can add whatever you want to your smart home, whenever it suits you.

Speak to your electrician for a partial home installation using C-Bus Wireless or LexCom Home Control, a C-Bus Approved Installer for a whole home solution, or a C-Bus pointOne Accredited Integration Professional for a full system integration.

Visit Clipsal.com/cis or pdl.com.au

C-TOUCH™ SCREENS



C-Bus Touch Screen Surrounds and wall switches come in a variety of modern finishes, including the brand new mirror finish shown above.

Red, blue and green with envy

The C-Bus C-Touch™ Colour Touch Screen is the latest in wall mounted, touch sensitive LCD screens. The stylish touch screen can display pages of graphical items. Buttons, sliders and images on the screen all perform programmable functions, simply at the touch of your finger. Control your entire home's lighting, home theatre, air-conditioning, security, watering system and almost anything else you can imagine.

It can replace large, multiple wall switches and dimmers to add a touch of envious style to any home. In fact, the C-Touch Colour is so sophisticated, you can even personalize the screen with your own colour scheme, photographs or screensavers. So no matter how often you change your décor, your C-Touch Colour can change with you.

MKII B&W TOUCH SCREENS



Total control

Clipsal's MKII Black and White Touch Screen provides total control of your entire automation system - making it perfect for main living areas, entrance halls or home cinemas. The large graphical interface can be customised to suit your needs. In fact it will control anything you decide to include as part of your smart home environment.

Available in a range of colours the MKII Black and White Touch Screen is also available with a free standing swivel base, making it great for kitchen benches, bedside tables or on top of entertainment units.

DLT™



The ultimate smart switch

One of the biggest problems people find with home automation is the difficulty in remembering which buttons do what. Clipsal have now solved that problem with user friendly Dynamic Labelling Technology™ (DLT).

An Australian first, Clipsal's DLT is available in the C-Bus Saturn™ and Neo® wall switches and allows the buttons to be electronically labelled according to your needs. The units have eight function buttons over two pages, a backlight for easy viewing, and support up to eight languages, making DLT wall switches simple for anyone to use.

SATURN™



All switches in the Saturn™ range are available in C-Bus® and C-Bus® Wireless products. For more information refer to pages 70-77.

A beautifully crafted switch - in pure glass

The Saturn™ range boasts a luxurious glass face and distinctive illuminated round buttons. It is arguably the most beautiful switch range available. The pure glass finish is not only stylish but makes it durable and easy to clean.

But the Saturn is not just a pretty face. It is fully programmable and can go beyond simple on/off functions, delivering unlimited dimming, switching and other control functions as part of a C-Bus smart home system. Saturn switches and C-Touch touch screens are exclusive to Clipsal C-Bus. For more information, visit saturn.clipsal.com



C-Bus Saturn Switches are now also available with the option of handy labelled buttons, making it easy to know what each button does.

Matching Clipsal Saturn™ powerpoints now available. See page 48.



NEO®




All switches in the Neo® range are available in C-Bus® and C-Bus® Wireless products. For more information refer to pages 72-77.

Face the future

Neo® is a next generation smart switch featuring sleek lines and distinctive styling. Neo provides an alternative to the standard look of electrical wall switches. The large rocker buttons blend beautifully into the fascia.

Available in a wide range of mix and match colour combinations.

REFLECTION™



Reflection™ - Expression without words

Reflection is the sleek, contemporary design that is constructed from smooth stainless steel and boasts a flat rectangular switch plate without unsightly screws. The metal-look switch buttons can also be removed for engraving if needed. The switches feature an inbuilt 'cool blue' LED status indicator.

For more information log onto reflection.clipsal.com

STANDARD



Switched on to C-Bus®

If you're keen on keeping the same style of switches throughout your entire home, Clipsal have now released their most popular switch styles to incorporate home automation controls, giving you greater choice than ever before.

You can now choose from the popular 2000 Range, or the beautifully streamlined Eclipse® and Slimline® Ranges. Clipsal's striking metal switches now also incorporate C-Bus control, and are available in high quality stainless steel or polished brass. With such a huge range of C-Bus® enabled switches available, there's something to suit every taste and budget.

REMOTES



A Total control from the comfort of your armchair

Take control of your C-Bus Wireless System with this sleek remote. Control ten different lights or scenes, dim them, and hit the 'All off' button when you go to bed. The blue LCD display and button labels show what you're controlling. Each remote is supplied with a wall cradle so you always know where to find it.

B What's a C-Bus® system without a remote?

This slimline controller lets you operate anything that is connected to your C-Bus system, including lights, music and air conditioning. The remote also comes with a wall cradle for storage convenience.

C Too many remotes?

This stylish universal remote control not only controls your C-Bus, but will 'learn' the codes for your TV, DVD, set top box and more.

D Home control in the palm of your hand

This elegant remote control is a must have if you're putting in a LexCom Home Control system. Control up to 10 different identifiable lights or groups, dim them up or down, and turn everything off with the press of a single button.

HOW TO

Now that you've worked through the 'Essential Checklist' and have some great ideas on how to make your electrical installation work for you, you'll need to know who to talk to in order to make it happen.

Your next step depends on how you have arranged to build or renovate your home. There are four possible scenarios.

You may have:

- 1> contracted a builder,
- 2> engaged a design professional,
- 3> taken on the role of owner/builder or
- 4> decided to make improvements to your existing home.



MAKE IT HAPPEN

1 >

You've contracted a builder to build your home

You've found your dream home and have contracted the builder. The builder may already have a licensed electrical contractor to do their electrical work. If not, you will need to find a licensed electrical contractor.

The basic wiring plan

In most cases, the builder will have a standard electrical plan of your home.

Expanding the wiring plan to meet your needs

Having worked through the Essential Checklist, you'll have ideas on how you want to tailor your home's electrical plan.

The next step is to speak to your builder; they may handle the process in one of four ways.

1 They might refer you to a licensed electrical contractor who will walk you through the plan and tailor it to suit your lifestyle and needs.

2 They might have a selection centre where you can see lots of different electrical products and solutions. Ask to go through the Essential Checklist with the Selection Centre Consultant.

3 They might not encourage changes to the plan. If you'd like changes, you can ask to speak to their licensed electrical contractor to find out the costs of a tailored plan.

4 They might use Clipspec®, Clipsal's easy to use software program (see page 89). Clipspec, together with a licensed electrical contractor can easily tailor an electrical plan with everything you need.

2 >

You've engaged a design professional to design and build your home

A design professional will design, and may supervise the building of your home or renovation. They'll talk with you about your lifestyle and the location of your rooms. They will provide your licensed electrical contractor with a plan. The contractor will complete the wiring installation that best suits your new home or renovation.

Design professionals with excellent electrical knowledge

They'll discuss the options with you (room by room), including items you've selected from the 'Essential Checklist'. You may find it useful to include your licensed electrical contractor in the discussions. Your licensed electrical contractor will then draw up the electrical plan based on your needs and preferences.

Design professionals with limited electrical knowledge

If your design professional is not familiar with what's available, ask to get a licensed electrical contractor involved. This can really save you time in the long run.

3 >

You're taking on the challenging role of owner / builder

So you've decided to supervise your building project yourself. If this is the case you will need to find a licensed electrical contractor.

Visit clipsal.com and use the installer locator. All electrical contractors listed here are Clipsal approved so you know you can trust them.

4 >

You're making some improvements to your existing home

If you've looked through the 'Essential Checklist', there are probably lots of ways you'd like to improve your home environment. Approved Clipsal licensed electrical contractors have their own copy of the 'Essential Checklist', so they'll know exactly what you want.

Important things to look for: Why Clipsal?

For more than 85 years, this proud company has been manufacturing products in Australia to the world's best practice. Quality and safety go hand in hand. Don't settle for cheap imports; insist on Clipsal products and know that you're getting quality.

Ask for a Clipsal Preferred Installer

Ensuring that you get a top quality installation is as easy as a visit to clipsal.com. Simply use the Installer Locator to access our nation wide network of Clipsal preferred electrical contractors, data installers and systems integrators. There's one near you.

Alternatively call us on 1300 66 99 25. All installers listed are up to speed with the Clipsal product range and attend regular Clipsal hosted workshops and professional development training sessions – assuring you of the best possible service and top quality workmanship.

For more information, visit clipsal.com



There is no better way to understand the benefits of Clipsal products than seeing them in action at a Clipsal Powerhouse Display Centre. Each Clipsal Powerhouse offers the very latest in Clipsal products and the C-Bus home automation experience.

Make an appointment to visit your local Clipsal Powerhouse Display Centre and see first-hand our touch screens and wireless technology, the stunning range of finishes, and let us show you how we can create that cinema experience in your home.

ON **DISPLAY**

Also look out for our Clipsal 'Living Electrical' display at the many home shows held throughout Australia.

EXPERIENCE

Clipsal Powerhouse Display Centres

SA

6/69 Sir Donald Bradman Drive
HILTON SA 5033
Ph: (08) 8269 0751

NSW

4/142 James Ruse Drive
ROSEHILL NSW 2142
Ph: (02) 9891 6522

WA

55 Salvado Road
SUBIACO WA 6008
(located in Home Base Expo)
Ph: (08) 9347 3570

VIC

83-89 Queens Parade
NORTH FITZROY VIC 3068
Ph: (03) 9207 3200

TAS

262 York Street
LAUNCESTON TAS 7250
(located in Home Ideas Centre)
Ph: (03) 6333 0660

Clipsal Powerhouses are open
9am to 5pm Monday to Friday.
Visits and Clipspec consultations
available by appointment only.

Home Ideas Centres

You can also find an excellent cross section of
Clipsal products at Home Ideas Centres and
Electrical Wholesalers throughout Australia.

These are all listed on our clipsal.com website.
Use the search facility on our home page to
locate your nearest display.

Adelaide Home Ideas Centre

113 Anzac Highway
ASHFORD SA 5035
Ph: (08) 8297 1066

Brisbane Home Ideas Centre

66 Merivale Street
SOUTH BANK QLD 4101
(opposite Convention Centre)
Ph: (07) 3844 9922

Geelong Home Ideas Centre

252 Thompson Road
NORTH GEELONG VIC 3215
Ph: (03) 5278 8066

Hobart Home Ideas Centre

309 Liverpool Street
HOBART TAS 7000
Ph: (03) 6231 2522

Launceston Home Ideas Centre

262 York Street
LAUNCESTON TAS 7250
Ph: (03) 6333 0660

Melbourne Home Ideas Centre

1686 Princes Highway
OAKLEIGH VIC 3166
Ph: (03) 9544 9611

Perth Home Base Expo

55 Salvado Road
SUBIACO WA 6008
Ph: (08) 9388 1088

Perth Home Ideas Centre

City West 102 Railway Parade
WEST PERTH WA 6005
Ph: (08) 9481 1111

Sydney Home Ideas Centre

61-63 O'Riordan Street
ALEXANDRIA NSW 2010
Ph: (02) 9304 4900

Clipspec consultations are by appointment only.
If you are referred by a Clipspec participating
builder, your consultation will be free of charge.
Other appointments may incur a consultation fee.










Clipspec®

At your Clipspec consultation you'll have the
opportunity to plan your home's electrical needs
with a trained consultant. After your consultation,
you'll get a copy of your house plans showing
which products you've chosen and where
everything needs to go – ready to hand straight
to your electrician. It even shows a running tally
on the price of your chosen products so you
know exactly where you stand and can easily
make amendments where necessary.

Ask your builder if they are one of the growing
number of participating builders in the Clipspec
network nationally.



	2000 Series Range 52		Ducted Fans 23
	Airflow® 15, 17		Eclipse® Range 557
	Bathroom Heater 15, 19		Emergency Lights 6, 21, 24, 29, 33
	Cameras 6, 27, 33		Exhaust Fans 15, 17, 19, 21, 23, 25
	C-Bus® 70		Fans - Smart 21
	C-Bus Standard Range 84		Gangbusters® 25
	Ceiling Fans 11, 13, 15, 27		Hands Free Switches 15, 17, 21, 31
	Classic Range 53		Heritage™ Range 58
	Clipsal Saturn™ 48		Home Automation 70
	Colour Selection Chart 60		Home Theatre 16
	Data/Telephone Sockets 11, 13, 25, 29		Infrascan® - Indoor 15, 17, 21, 31
	Decorative Lighting 36		Infrascan® - Outdoor 6, 27, 29, 31
	Dimmers 6, 11, 15, 21, 25, 31		Infrascan® 360° 6, 13, 31
	Display Centres 89		Keyless Entry 6
	DLT™ 80		Labelled Switch Mechanisms 39
	Downlights 35		PDL LexComHome® 69
	Draftstopper™ 21		Metal Finish™ 46



Metal Plate™ Range 56



Speakers 73



Modena 59



Standard Range 51



Neo® Range 80



StarServe® 64



Outdoor Powerpoints 26-28



Sunset Switches 27



Outdoor Switches 26-28



Surge Arrestor 33

Portable RCD
Protected Powerpoint 28, 33

Suspended Powerpoint 28



Powertainment® 11, 13



Switchboards 28



Prestige™ Range 57



Synergi Solutions™ 40



Quad Powerpoints 11, 23



Timer Switches 21, 23, 25



Reflection™ Range 83



Touchscreens 71, 78



Remote Controls 85



TV Sockets 19

Reversible Fans 11, 15, 21,
25, 27, 31

Waterproof Switches 21, 23



Safety Switches 33



30PB™ Push Button 47



C-Bus Saturn™ 81



Security System 6



Slimline® Range 54

Smoke Alarms 6, 11, 15,
25, 33

SHOWROOMS

CLIPSAL®
LIVING ELECTRICAL



Clipsal Powerhouse Display Centres

Clipsal Powerhouse open
9am to 5pm Monday to
Friday. Visits and Clipspec
consultations available by
appointment only.

SA
6/69 Sir Donald Bradman Drive
HILTON SA 5033
Ph: (08) 8269 0751

NSW
4/142 James Ruse Drive
ROSEHILL NSW 2142
Ph: (02) 9891 6522

WA
55 Salvado Road
SUBIACO WA 6008
(located in Home Base Expo)
Ph: (08) 9347 3570

VIC
83-89 Queens Parade
NORTH FITZROY VIC 3068
Ph: (03) 9207 3200

TAS
262 York Street
LAUNCESTON TAS 7250
(located in Home Ideas Centre)
Ph: (03) 6333 0660

Home Ideas Centres

Adelaide Home Ideas Centre
113 Anzac Highway
ASHFORD SA 5035
Ph: (08) 8297 1066

Brisbane Home Ideas Centre
66 Merivale Street
SOUTH BANK QLD 4101
(opposite Convention Centre)
Ph: (07) 3844 9922

Geelong Home Ideas Centre
252 Thompson Road
NORTH GEELONG VIC 3215
Ph: (03) 5278 8066

Hobart Home Ideas Centre
309 Liverpool Street
HOBART TAS 7000
Ph: (03) 6231 2522

Launceston Home Ideas Centre
262 York Street
LAUNCESTON TAS 7250
Ph: (03) 6333 0660

Melbourne Home Ideas Centre
1686 Princes Highway
OAKLEIGH VIC 3166
Ph: (03) 9544 9611

Perth Home Base Expo
55 Salvado Road
SUBIACO WA 6008
Ph: (08) 9388 1088

Perth Home Ideas Centre
City West 102 Railway Parade
WEST PERTH WA 6005
Ph: (08) 9481 1111

Sydney Home Ideas Centre
61-63 O'Riordan Street
ALEXANDRIA NSW 2010
Ph: (02) 9304 4900

clipsal.com